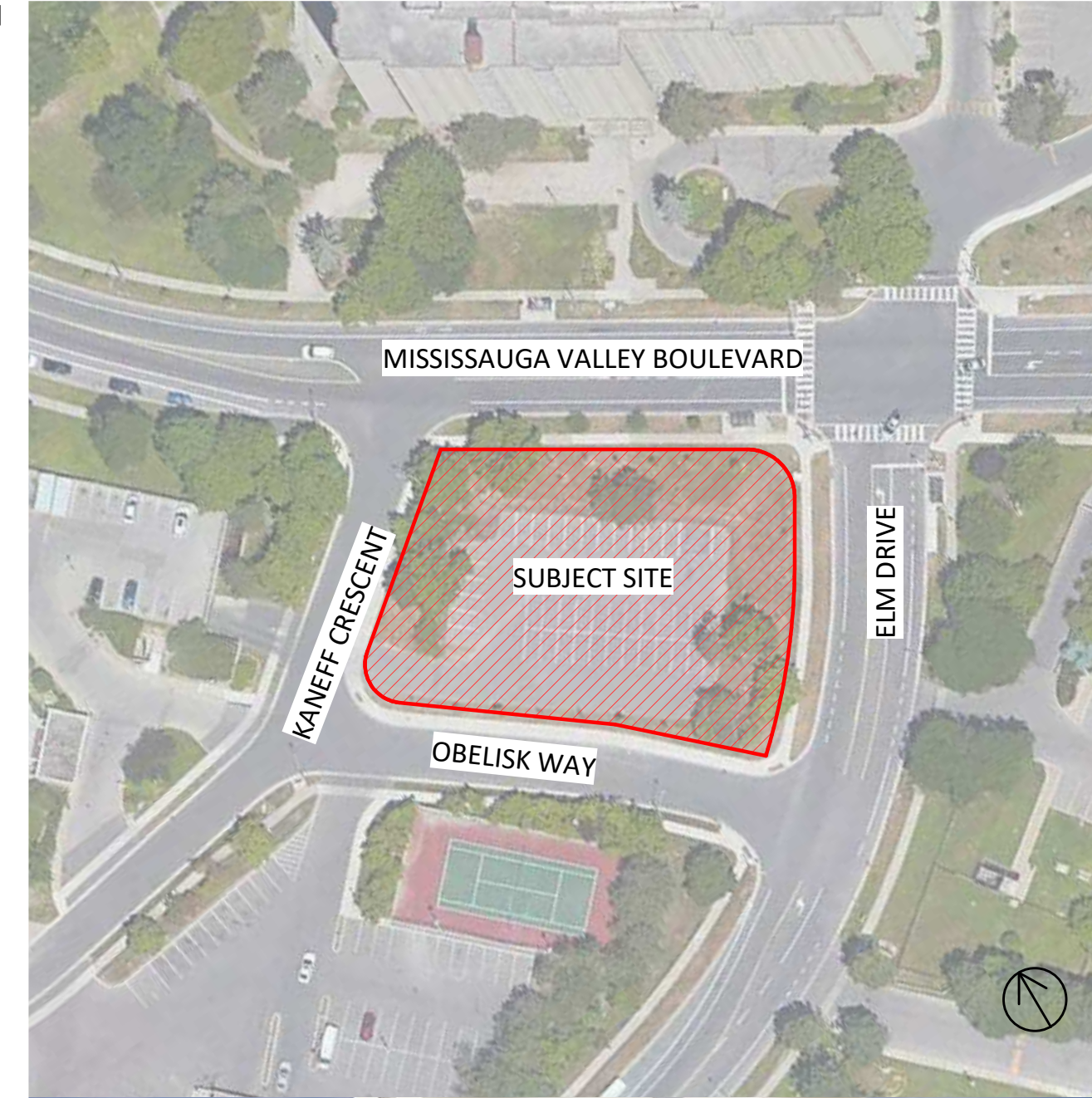


KANEFF CRESCENT

MISSISSAUGA, ON

16.286



**TURNER
 FLEISCHER**

67 Lesmill Road
 Toronto, ON, M3B 2T8
 turnerfleischer.com

**ISSUED FOR REZONING
 SUBMISSION #1
 2020-05-22**

ARCHITECTURE

Turner Fleischer Architects
 67 Lesmill Rd
 Toronto, ON, M3B 2T8
 Telephone: 416-425-2222
 Contact: Raza Mehdi

PLANNING

GSAI
 700 - 10 Kingsbridge Garden Circle
 Mississauga, ON L5R 3K6
 Phone: 905-568-8888
 Contact: Mark Condello

LANDSCAPE

Baker Turner inc.
 8501 Mississauga Road, Suite 300
 Mississauga, ON L6Y 5G8
 Phone: 905-453-9398
 Contact: Michael Thistle

CIVIL

Urbantech® Consulting
 760 14th Avenue, Suite 301,
 Markham, ON L3R 3T7
 Phone: 905-946-9461
 Contact: Dragan Zec

SURVEY

Tarasick McMillan Kubicki Limited
 Ontario Land Surveyors
 4181 Sladeview Crescent, Unit 42
 Mississauga ON L5L 5R2
 Phone: 905-569-8849
 Contact: Borys Kubicki

This drawing, as an instrument of service, is provided by and is the property of Turner Fleischer Architects Inc. The contractor must verify and accept responsibility for all dimensions and conditions on site and must notify Turner Fleischer Architects Inc. of any variations from the supplied information. This drawing is not to be scaled. The architect is not responsible for the accuracy of survey, structural, mechanical, electrical, etc. information shown on this drawing. Refer to the appropriate consultant drawings before proceeding with the work. Contractor must conform to all applicable codes and requirements of all relevant governing jurisdictions. The contractor working from drawings not specifically marked "For Contractor" must assume full responsibility and bear costs for any corrections or damages resulting from his work.



1	2020-05-22	Issued for Rezoning Submission #1	LSW
#	DATE	DESCRIPTION	BY

PROJECT
KANEFF CRESCENT
MISSISSAUGA, ON

DRAWING
CONTEXT PLAN

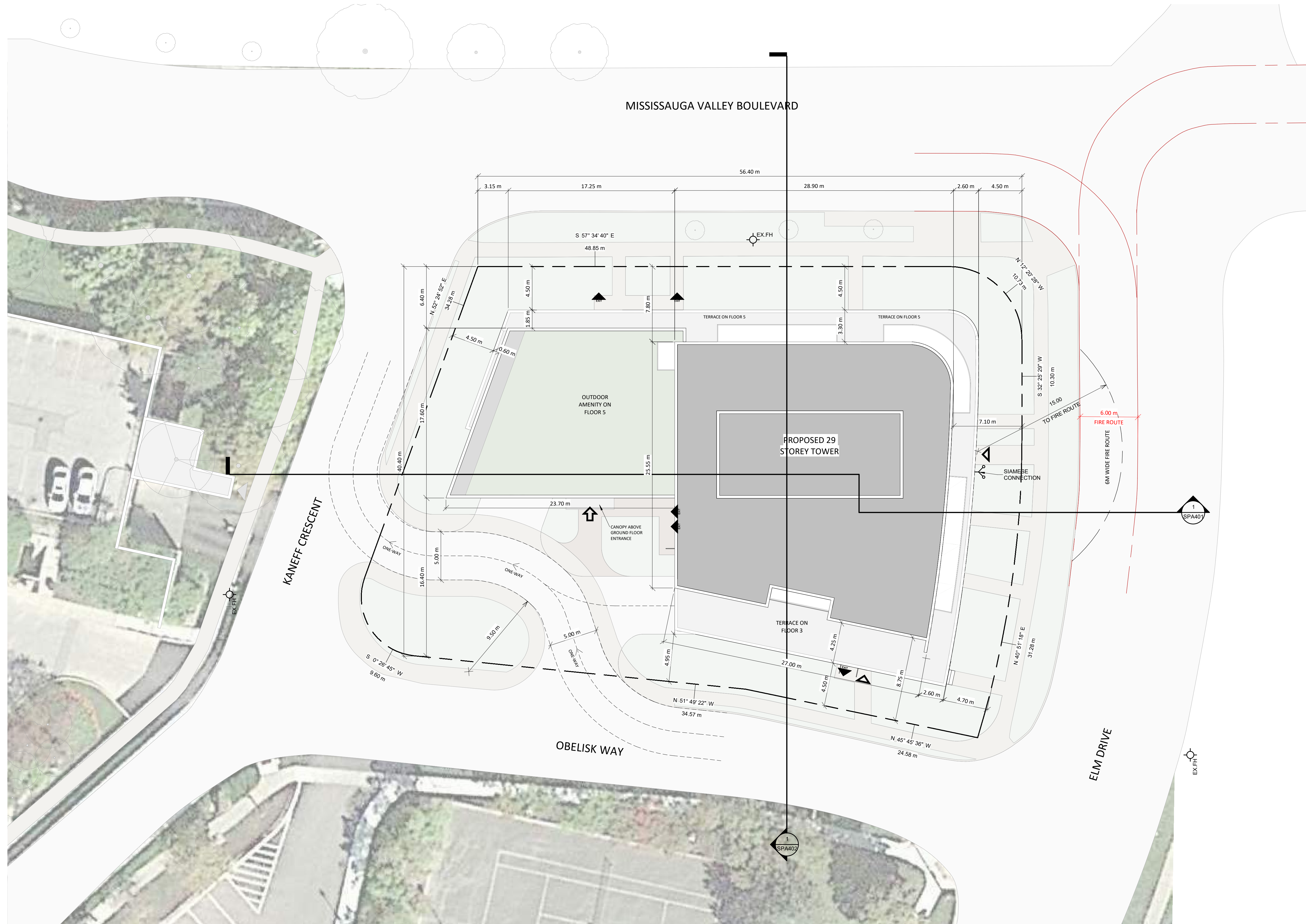
PROJECT NO.	16.286
PROJECT DATE	2018-04-20
DRAWN BY	MPA
CHECKED BY	RMM
SCALE	1 : 1000

DRAWING NO. **SPA002**

This drawing, as an instrument of service, is provided by and is the property of Turner Fleischer Architects Inc. The contractor must verify and accept responsibility for all dimensions and conditions on site and must notify Turner Fleischer Architects Inc. of any variations from the supplied information. This drawing is not to be scaled. The architect is not responsible for the accuracy of survey, structural, mechanical, electrical, etc. information shown on this drawing. Refer to the appropriate consultant drawings before proceeding with the work. Contractor must conform to all applicable codes and requirements of all relevant governing jurisdictions. The contractor working from drawings not specifically marked "For Contractor" must assume full responsibility and bear costs for any corrections or damages resulting from his work.

LEGEND

-  PRIMARY RESIDENTIAL ENTRANCE
-  SECONDARY RESIDENTIAL ENTRANCE
-  RETAIL ENTRANCE
-  EXIT
-  EX.FH EXISTING FIRE HYDRANT
-  SIAMESE CONNECTION
-  WALL/COLUMN-MOUNTED CONVEX MIRRORS



#	DATE	DESCRIPTION	BY
1	2020-05-22	Issued for Rezoning Submission #1	LSW

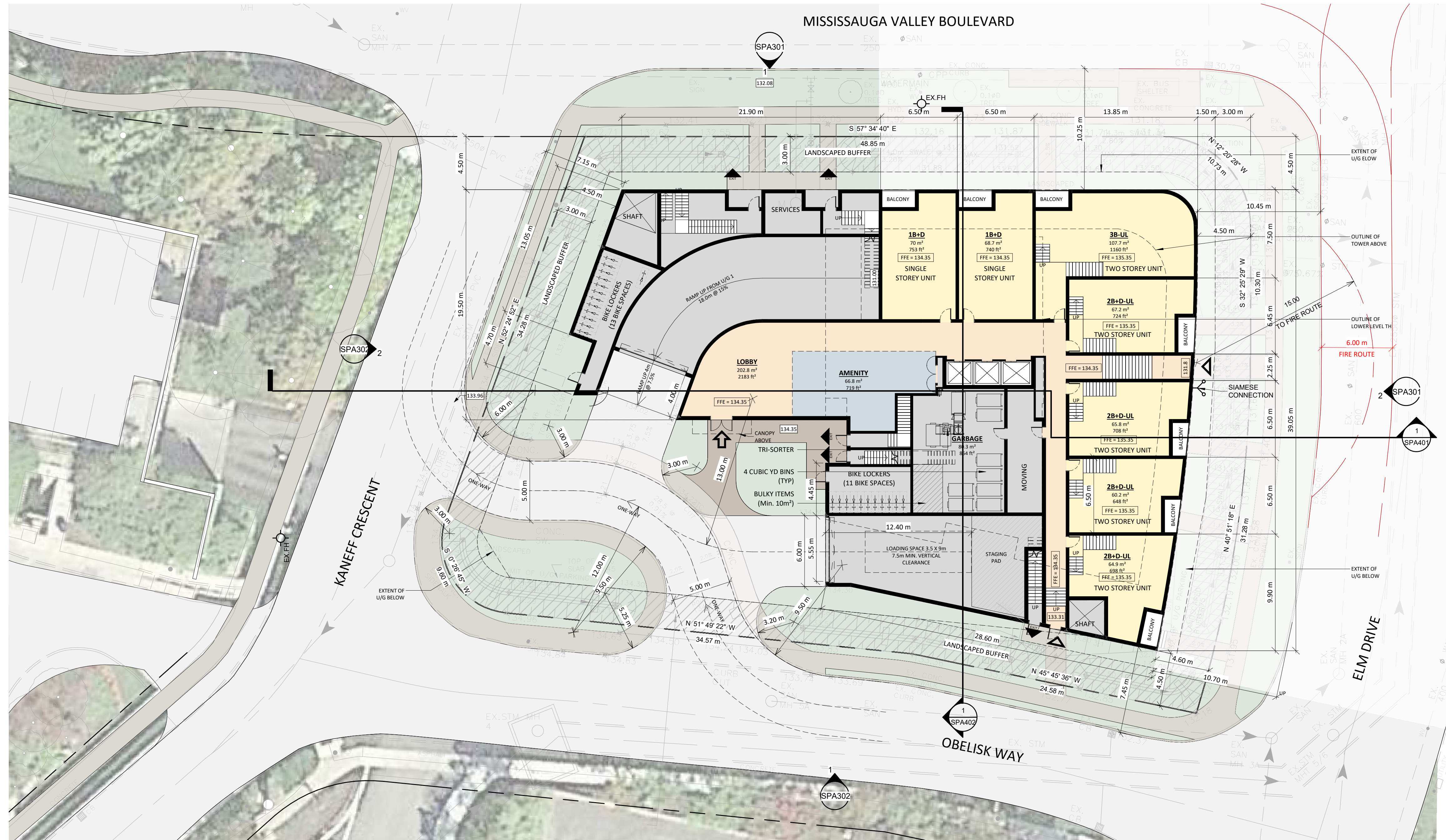
PROJECT
KANEFF CRESCENT
MISSISSAUGA, ON

DRAWING
SITE PLAN / ROOF PLAN

PROJECT NO.
16.286
PROJECT DATE
2018-04-20
DRAWN BY
MPA
CHECKED BY
RMM
SCALE
As indicated

DRAWING NO.
SPA003

This drawing, as an instrument of service, is provided by and is the property of Turner Fleischer Architects Inc. The contractor must verify and accept responsibility for all dimensions and conditions on site and must notify Turner Fleischer Architects Inc. of any variations from the accepted information. This drawing is not to be scaled. The architect is not responsible for the accuracy of survey, structural, mechanical, electrical, etc. information shown on this drawing. Refer to the appropriate consultant drawings before proceeding with the work. Construction must conform to all applicable codes and requirements of applicable governing jurisdiction. The contractor working from drawings not specifically marked "For Contractor" must assume full responsibility and bear costs for any corrections or damages resulting from his work.



LEGEND

- PRIMARY RESIDENTIAL ENTRANCE
- SECONDARY RESIDENTIAL ENTRANCE
- RETAIL ENTRANCE
- EXIT
- EX.FH EXISTING FIRE HYDRANT
- SIAMESE CONNECTION
- WALL/COLUMN-MOUNTED CONVEX MIRRORS

RESIDENTIAL SOLID WASTE MANAGEMENT NOTES:

SOLID WASTE MANAGEMENT REQUIREMENTS AS PER THE PEEL WASTE COLLECTION DESIGN STANDARDS MANUAL:

PEEL WASTE MANAGEMENT REQUIRES INTERNAL STORAGE AREAS TO BE LARGE ENOUGH TO CONTAIN ALL THE REQUIRED NUMBER OF FRONT-END GARBAGE BINS, IN ADDITION TO A SPACE (A MINIMUM OF 10 M2) FOR THE STORAGE OF BULKY ITEMS.

THE AREA OF GARBAGE BINS IS CALCULATED AT 10 M2 FOR THE FIRST BIN AND 6M2 FOR EACH BIN THEREAFTER. EACH 4 CUBIC YARD BIN CONTAINING COMPACTED WASTE CAN ACCOMMODATE 72 UNITS. FOR RECYCLABLE MATERIALS, EACH 10 UNITS REQUIRES 0.5 CUBIC YARDS OF SPACE WHICH ARE NOT TO BE COMPACTED.

THE TURNING RADIUS FROM THE CENTRE LINE HAS TO BE A MINIMUM OF 13 METRES ON ALL TURNS FOR THE WASTE COLLECTION VEHICLE WITH THE MAXIMUM GRADE CHANGE PERMITTED ALONG THE ACCESS ROUTE BEING 8%. THE COLLECTION AREA IS TO BE DESIGNED SUCH THAT IT WILL CONSIST OF A LEVEL (+/-2%) CONCRETE SURFACE.

TRAINED ON-SITE PERSONELL MUST MANEUVER COLLECTION BINS IN FRONT OF COLLECTION VEHICLE DURING COLLECTION DAY.

TRAINED ON-SITE PERSONNEL MUST ASSIST THE COLLECTION VEHICLE IN REVERSING OUT OF THE LOADING SPACE ON COLLECTION DAY.

THE FOLLOWING MINIMUM CLEARANCES ARE TO BE PROVIDED FOR THE WASTE COLLECTION VEHICLE:

- IN THE COLLECTION AREA AN OVERHEAD CLEARANCE OF 7.5 METRES FROM OBSTRUCTIONS SUCH AS BALCONIES, WIRES AND TREES MUST BE PROVIDED.
- OUTSIDE OF THE COLLECTION AREA AN OVERHEAD CLEARANCE OF 4.4 METRES FROM OBSTRUCTIONS SUCH AS BALCONIES, WIRES AND TREES MUST BE PROVIDED.

RESIDENTIAL WASTE MANAGEMENT CALCULATIONS:

WASTE STORAGE ROOM SIZE AND NUMBER OF BINS REQUIRED:

PROPOSED BUILDING WITH 282 UNITS REQUIRES:

$$282 / 72 = 3.9 \text{ BINS} = 4 - \text{FOUR-CUBIC YARD BINS}$$

$$= 3 \text{ BINS @ } 6\text{m}^2 + 1 \text{ BIN @ } 10\text{m}^2$$

$$= 28\text{m}^2 + 10\text{m}^2 \text{ (BULKY ITEMS)}$$

$$= 38\text{m}^2 \text{ FOR SOLID WASTE}$$

FOR RECYCLABLE MATERIALS:

$$282 / 10 = 28.2 * 0.5 \text{ CUBIC YARD} = 14.1 \text{ CUBIC YARD}$$

$$= 4 \text{ FOUR-CUBIC YARD BINS}$$

$$= 3 \text{ BINS @ } 6\text{m}^2 + 1 \text{ BIN @ } 10\text{m}^2$$

$$= 28\text{m}^2$$

TOWER A REQUIRES A GARBAGE ROOM 66m² IN SIZE CAPABLE OF ACCOMODATING: 4 BINS USED FOR SOLID WASTE, 4 BINS USED FOR RECYCLABLE MATERIALS AND 10m² FOR BULKY ITEMS.

PROVIDED GARBAGE ROOM AREA = 80.3 m²

1	2020-05-22	Issued for Rezoning Submission #1	LSW
#	DATE	DESCRIPTION	BY

PROJECT
KANEFF CRESCENT

MISSISSAUGA, ON

DRAWING
RESIDENTIAL SOLID WASTE MANAGEMENT

PROJECT NO.

16.286

PROJECT DATE

2018-04-20

DRAWN BY

Author

CHECKED BY

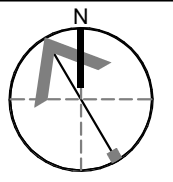
RMM

SCALE

As indicated

DRAWING NO.

SPA004

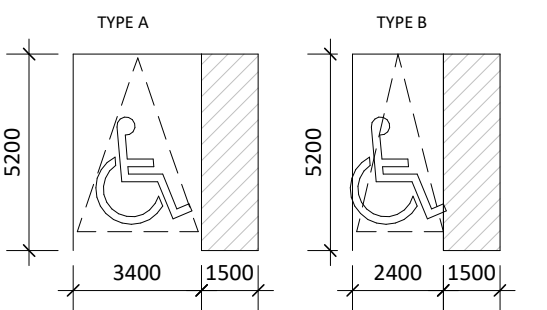
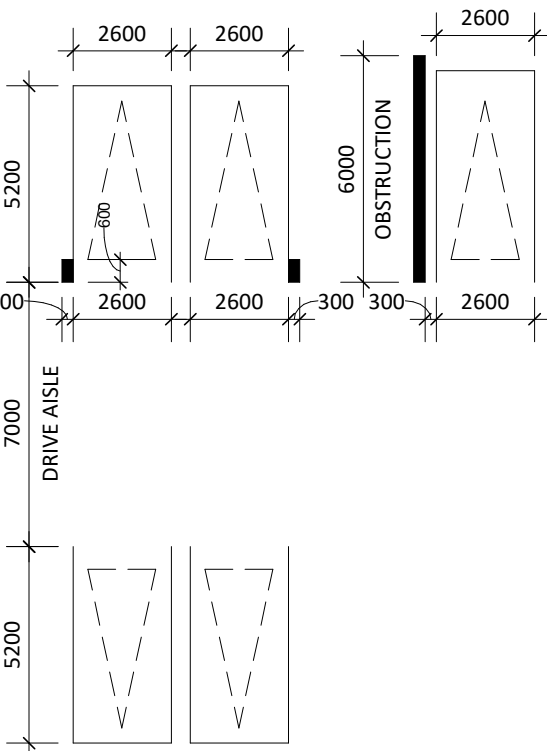


This drawing, as an instrument of service, is provided by and is the property of Turner Fleischer Architects Inc. The contractor must verify and accept responsibility for all dimensions and conditions on site and must notify Turner Fleischer Architects Inc. of any variations from the supplied information. The drawing is not to be scaled. The architect is not responsible for the accuracy of survey, structural, mechanical, electrical, etc. information shown on this drawing. Refer to the appropriate consultant drawings before proceeding with the work. Contractor must conform to all applicable codes and requirements of all authorities having jurisdiction. The contractor working from drawings not specifically marked "For Contractor" must assume full responsibility and bear costs for any corrections or damages resulting from his work.

TYPICAL PARKING DIMENSIONS:

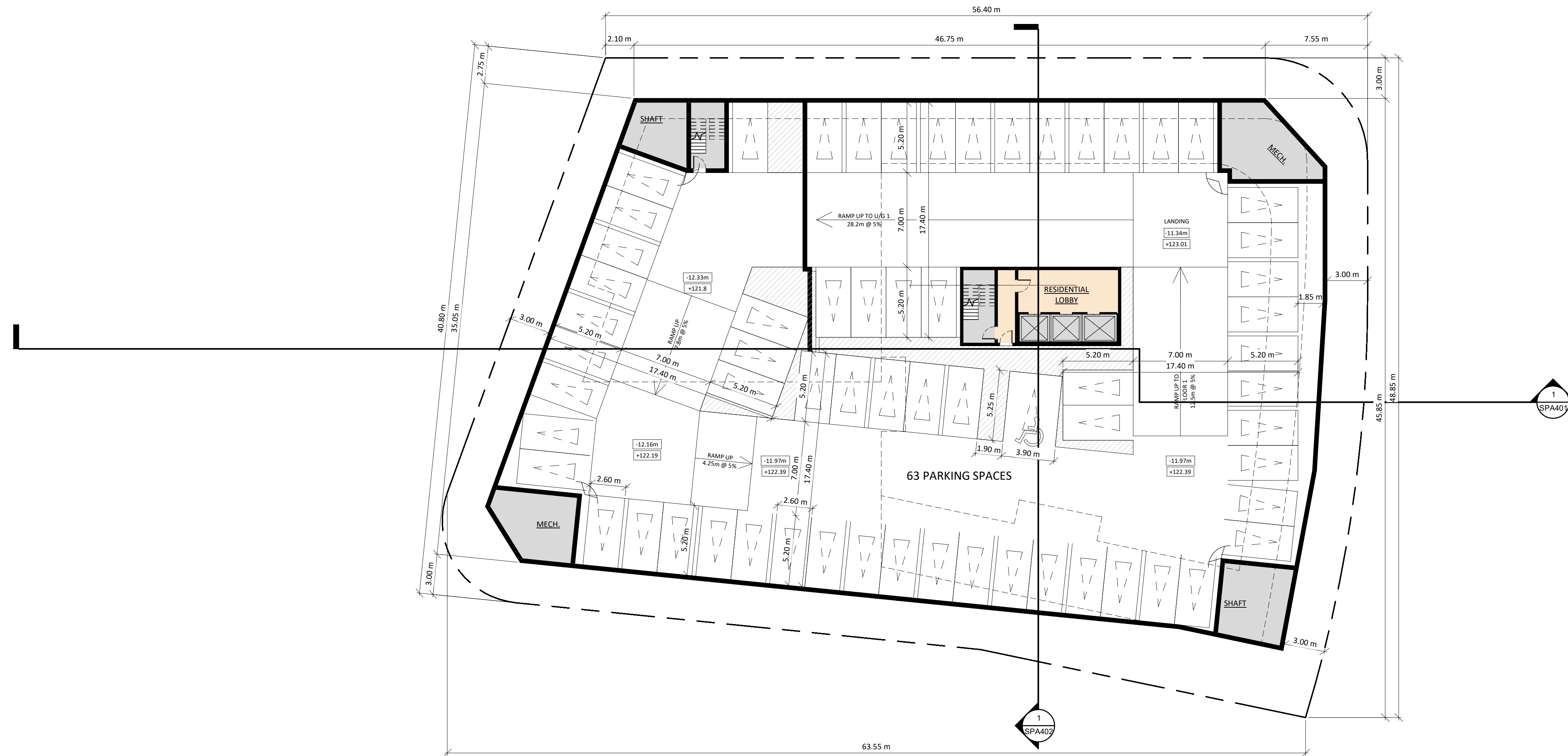
AISLE WIDTH: MIN 7m

TYPICAL PARKING SPACE:
MIN 2.6 x 5.2 x 2.0m HIGH



LEGEND

- WALL/COLUMN-MOUNTED CONVEX MIRRORS
- VISITOR PARKING



#	DATE	DESCRIPTION	BY
1	2020-05-22	Issued for Rezoning Submission #1	LSW

PROJECT
KANEFF CRESCENT
MISSISSAUGA, ON

DRAWING
UNDERGROUND LEVEL 3

PROJECT NO. 16 286
PROJECT DATE 2018-04-20
DRAWN BY MPA
CHECKED BY RMM
SCALE 1 : 200

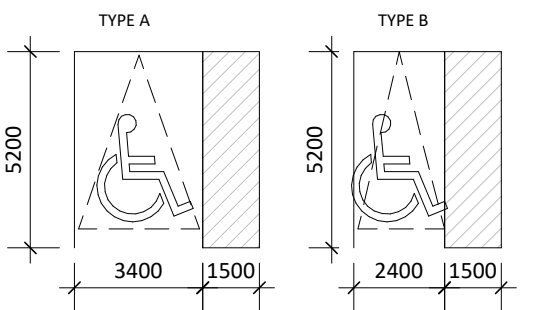
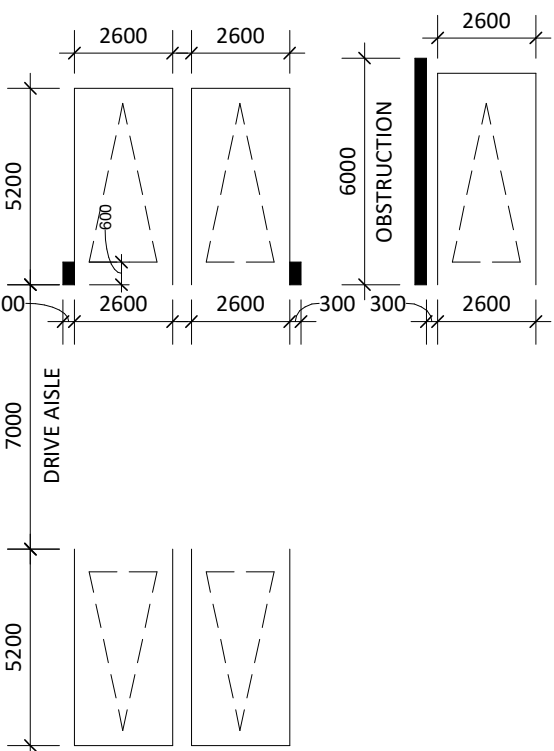


This drawing, as an instrument of service, is provided by and is the property of Turner Fleischer Architects Inc. The contractor must verify and accept responsibility for all dimensions and conditions on site and must notify Turner Fleischer Architects Inc. of any variations from the accepted information. The drawing is not to be scaled. The architect is not responsible for the accuracy of survey, structural, mechanical, electrical, etc. information shown on this drawing. Refer to the appropriate consultant drawings before proceeding with the work. Contractor must comply with all applicable codes and requirements of all authorities having jurisdiction. The contractor working from drawings not specifically marked "For Contractor" must assume full responsibility and bear costs for any corrections or damages resulting from his work.

TYPICAL PARKING DIMENSIONS:

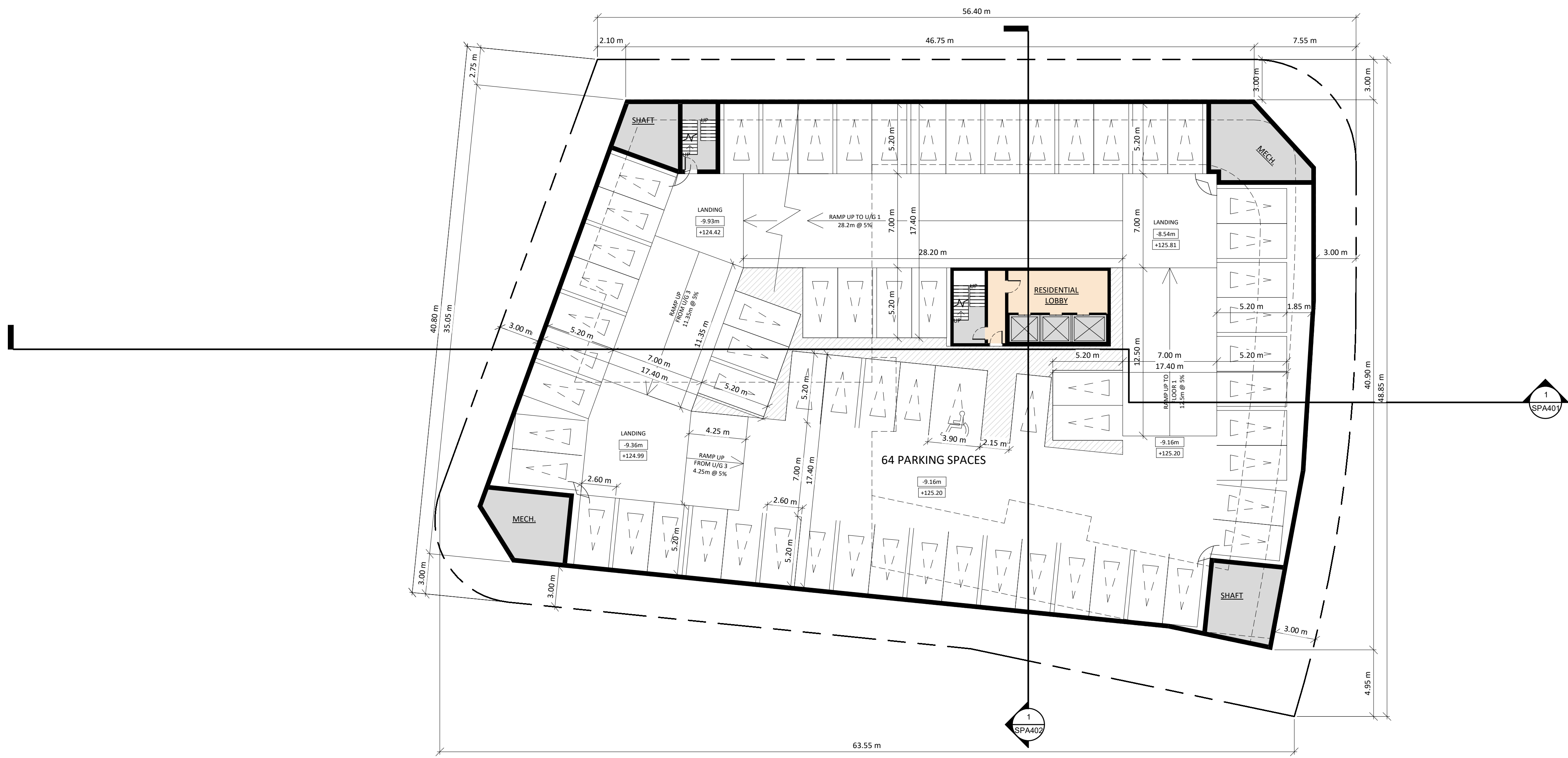
AISLE WIDTH: MIN 7m

TYPICAL PARKING SPACE:
 MIN 2.6 x 5.2 x 2.0m HIGH



LEGEND

- WALL/COLUMN-MOUNTED CONVEX MIRRORS
- VISITOR PARKING



#	DATE	DESCRIPTION	BY
1	2020-05-22	Issued for Rezoning Submission #1	LSW

PROJECT
KANEFF CRESCENT
 MISSISSAUGA, ON

DRAWING
UNDERGROUND LEVEL 2

PROJECT NO. 16.286
PROJECT DATE 2018-04-20
DRAWN BY MPA
CHECKED BY RMM
SCALE 1 : 200

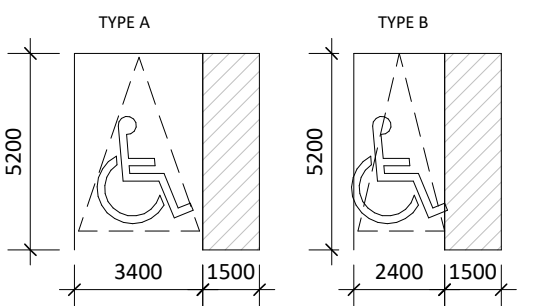
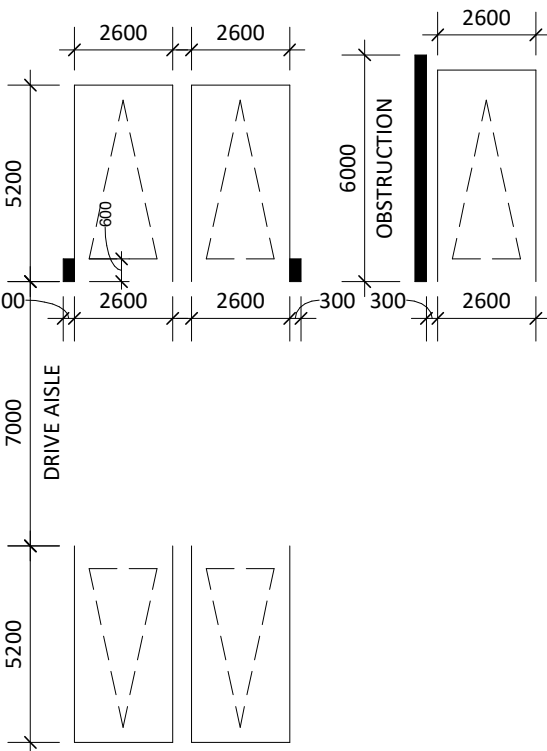


This drawing, as an instrument of service, is provided by and is the property of Turner Fleischer Architects Inc. The contractor must verify and accept responsibility for all dimensions and conditions on site and must notify Turner Fleischer Architects Inc. of any variations from the accepted information. The drawing is not to be scaled. The architect is not responsible for the accuracy of survey, structural, mechanical, electrical, etc. information shown on this drawing. Refer to the appropriate consultant drawings before proceeding with the work. Contractor must conform to all applicable codes and requirements of all relevant governing jurisdictions. The contractor working from drawings not specifically marked "For Contractor" must assume full responsibility and bear costs for any corrections or damages resulting from his work.

TYPICAL PARKING DIMENSIONS:

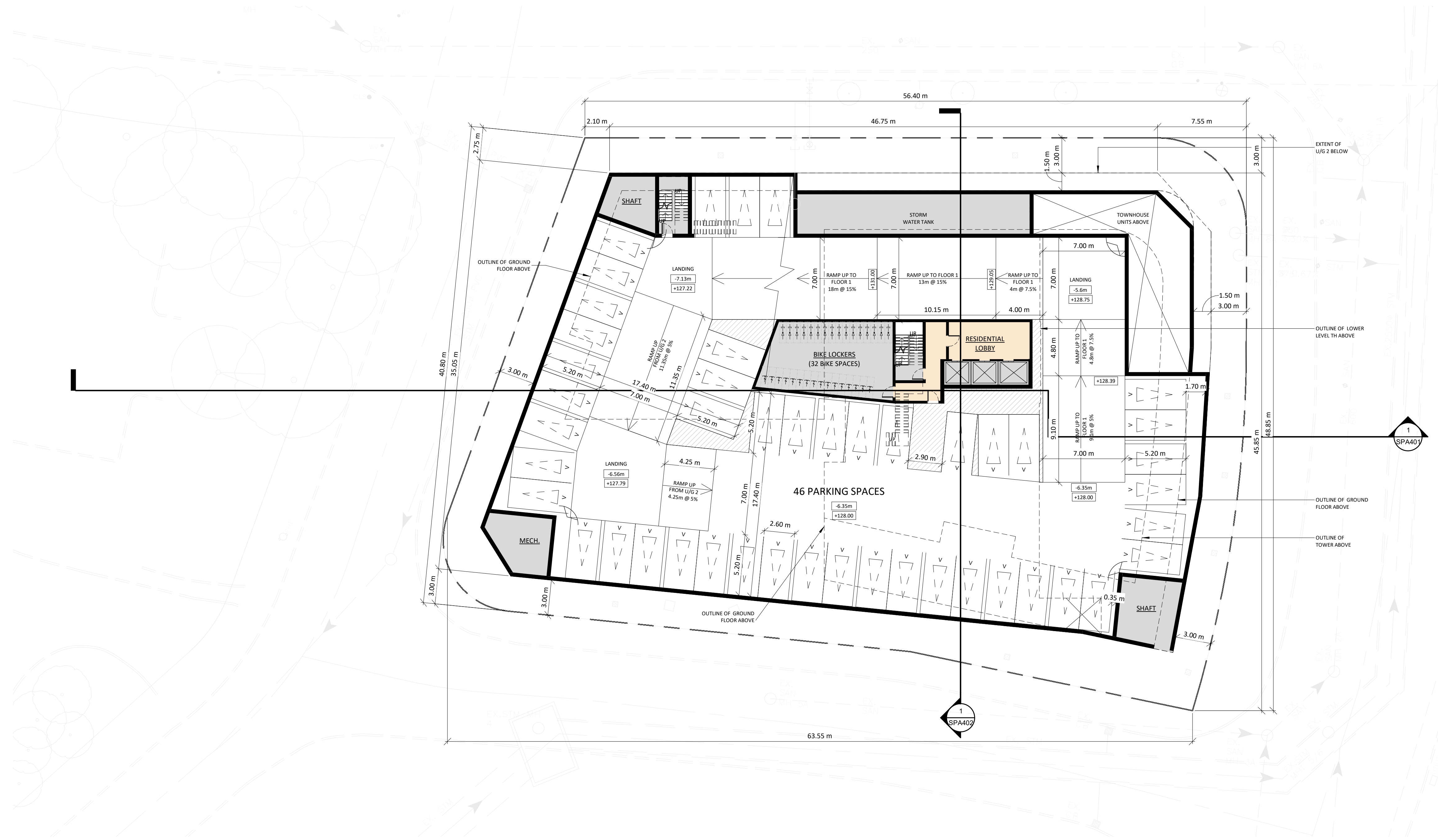
AISLE WIDTH: MIN 7m

TYPICAL PARKING SPACE:
 MIN 2.6 x 5.2 x 2.0m HIGH



LEGEND

- WALL/COLUMN-MOUNTED CONVEX MIRRORS
- VISITOR PARKING



#	DATE	DESCRIPTION	LSW	BY
1	2020-05-22	Issued for Rezoning Submission #1		

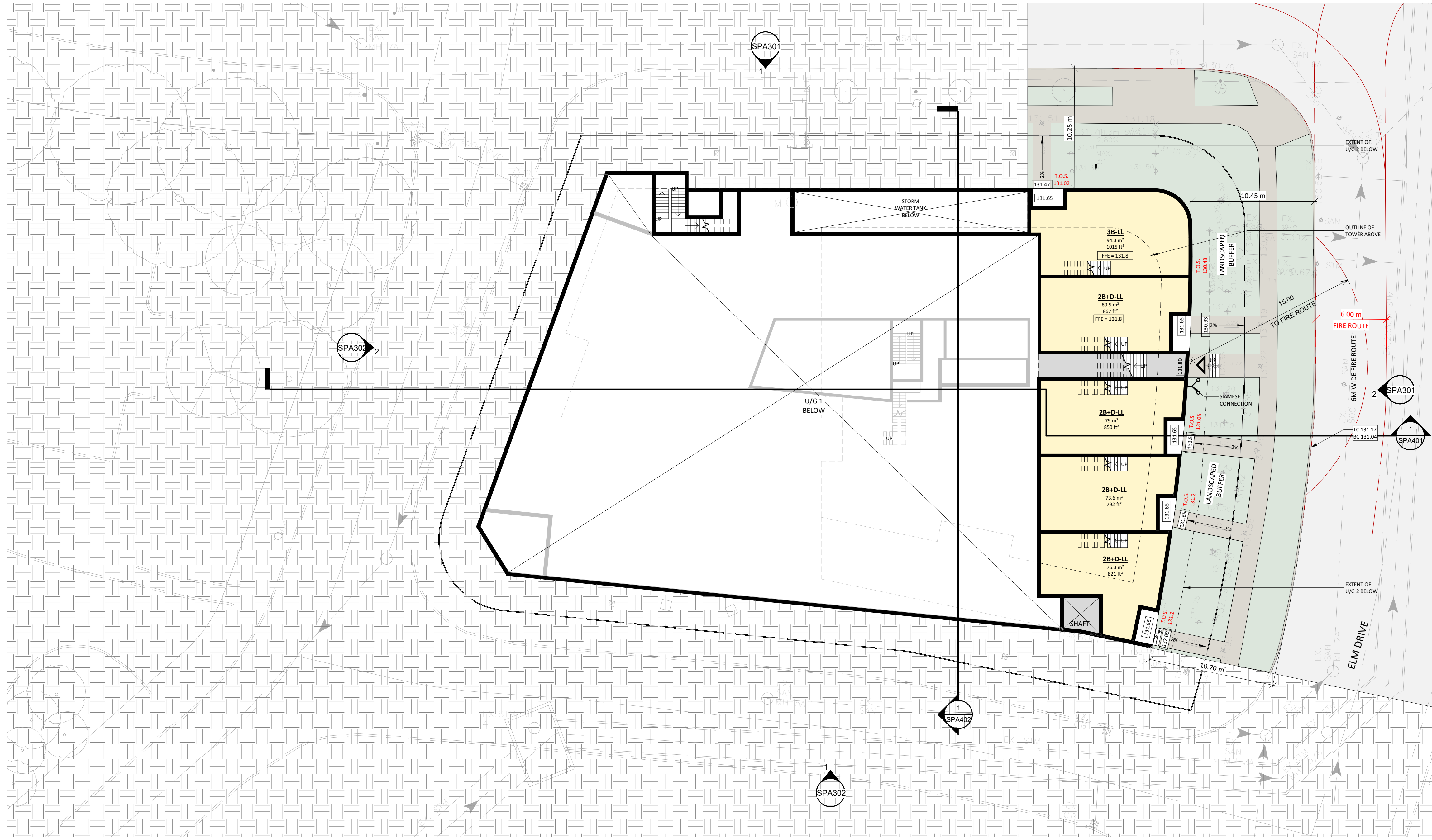
PROJECT
KANEFF CRESCENT
MISSISSAUGA, ON

DRAWING
UNDERGROUND LEVEL 1

PROJECT NO. 16.286
PROJECT DATE 2018-04-20
DRAWN BY MPA
CHECKED BY RMM
SCALE 1 : 200

DRAWING NO.
SPA103

This drawing, as an instrument of service, is provided by and is the property of Turner Fleischer Architects Inc. The contractor must verify and accept responsibility for all dimensions and conditions on site and must notify Turner Fleischer Architects Inc. of any variations from the accepted information. This drawing is to be used for the purpose of the project only. The architect is not responsible for the accuracy of survey, structural, mechanical, electrical, etc., information shown on this drawing. Refer to the appropriate consultant drawings before proceeding with the work. Contractor must comply to all applicable codes and requirements of authorities having jurisdiction. The contractor working from drawings not specifically marked "For Contractor" must assume full responsibility and bear costs for any correction or damages resulting from his work.



LEGEND

-  PRIMARY RESIDENTIAL ENTRANCE
-  SECONDARY RESIDENTIAL ENTRANCE
-  RETAIL ENTRANCE
-  EXIT
-  EX.FH EXISTING FIRE HYDRANT
-  SIAMSE CONNECTION
-  WALL/COLUMN-MOUNTED CONVEX MIRRORS

#	DATE	DESCRIPTION	BY
1	2020-05-22	Issued for Rezoning Submission #1	LSW

PROJECT
KANEFF CRESCENT
MISSISSAUGA, ON

DRAWING
GROUND FLOOR LOWER LEVEL

PROJECT NO. 16.286
PROJECT DATE 2018-04-20
DRAWN BY Author
CHECKED BY RMM
SCALE As indicated

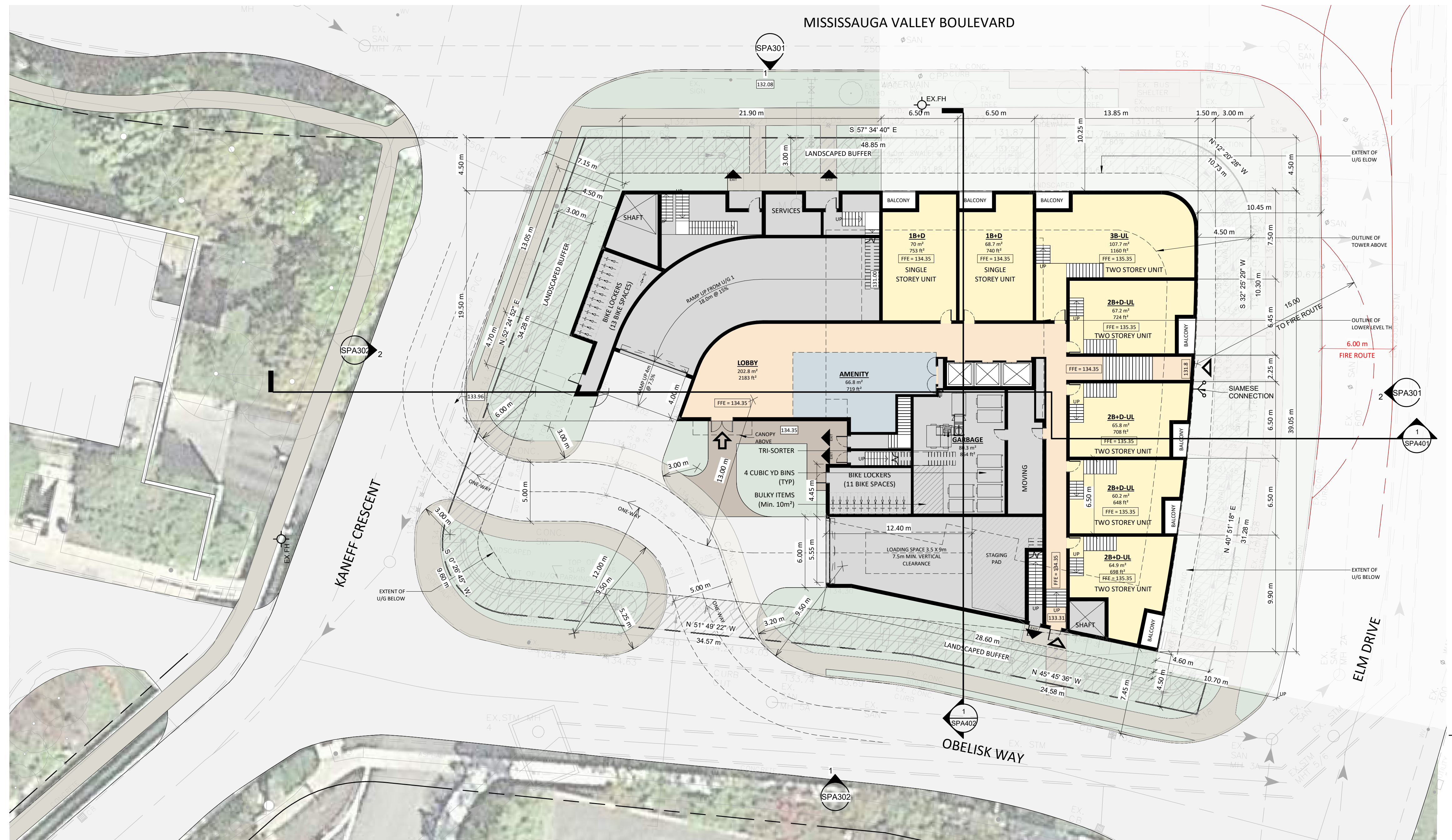


DRAWING NO.
SPA104

This drawing, as an instrument of service, is provided by and is the property of Turner Fleischer Architects Inc. The contractor must verify and accept responsibility for all dimensions and conditions on site and must notify Turner Fleischer Architects Inc. of any variations from the accepted information. This drawing is not to be scaled. The architect is not responsible for the accuracy of survey, structural, mechanical, electrical, etc., information shown on this drawing. Refer to the appropriate consultant drawings before proceeding with the work. Contractor must comply with applicable codes and requirements of authorities having jurisdiction. The contractor working from drawings not specifically marked "For Contractor" must assume full responsibility and bear costs for any corrections or damages resulting from his work.

LEGEND

- PRIMARY RESIDENTIAL ENTRANCE
- SECONDARY RESIDENTIAL ENTRANCE
- RETAIL ENTRANCE
- EXIT
- EX.FH EXISTING FIRE HYDRANT
- SIAMESE CONNECTION
- WALL/COLUMN-MOUNTED CONVEX MIRRORS



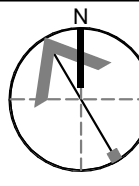
1	2020-05-22	Issued for Rezoning Submission #1	LSW
#	DATE	DESCRIPTION	BY

PROJECT
KANEFF CRESCENT
 MISSISSAUGA, ON

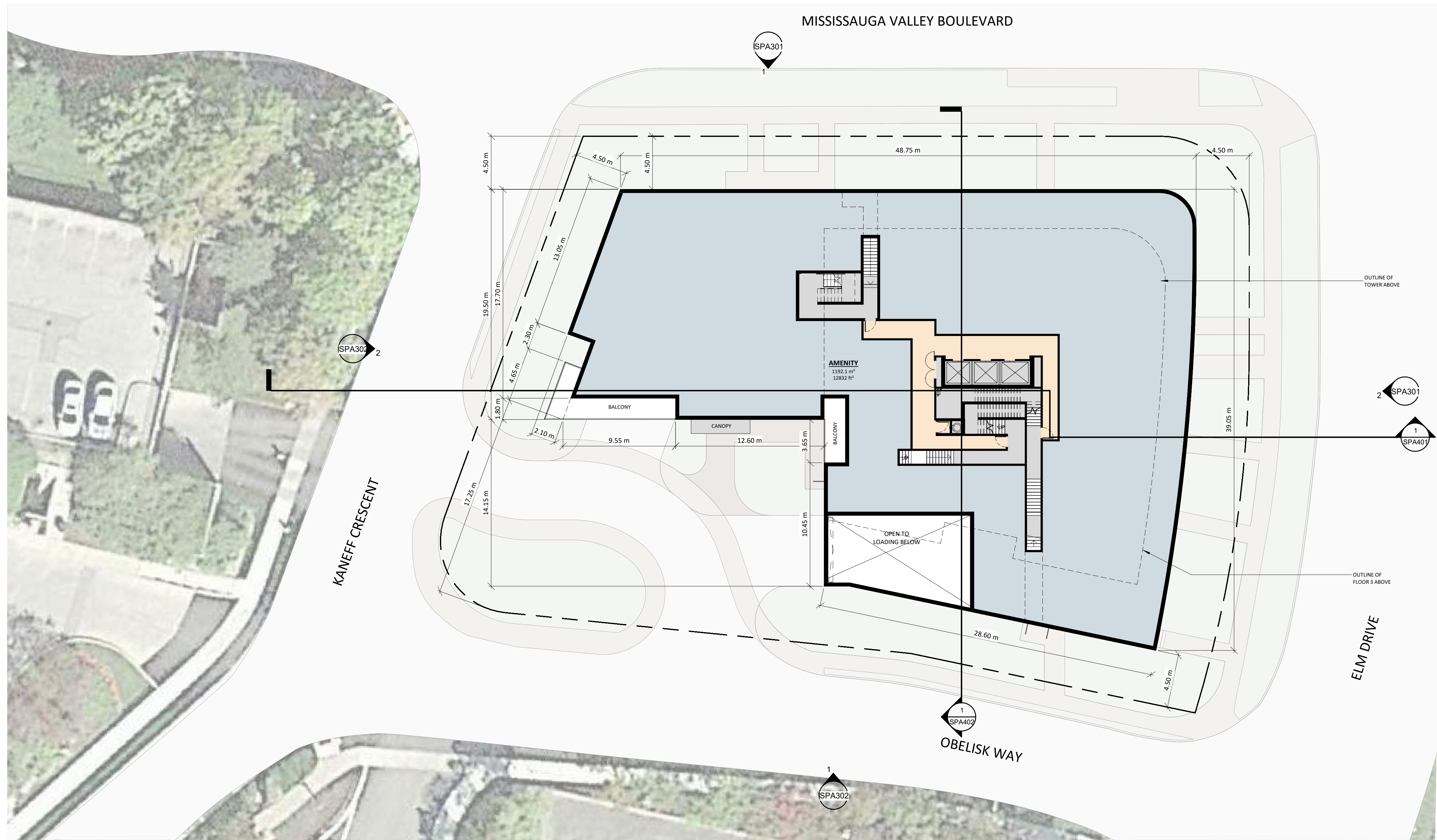
DRAWING
GROUND FLOOR

PROJECT NO.	16.286
PROJECT DATE	2018-04-20
DRAWN BY	MPA
CHECKED BY	RMM
SCALE	As indicated

DRAWING NO.
SPA105



This drawing, as an instrument of service, is provided by and is the property of Turner Fleischer Architects Inc. The contractor must verify and accept responsibility for all dimensions and conditions on site and must notify Turner Fleischer Architects Inc. of any variations from the supplied information. This drawing is not to be scaled. The architect is not responsible for the accuracy of survey, structural, mechanical, electrical, etc. information shown on this drawing. Refer to the appropriate consultant drawings before proceeding with the work. Contractor must conform to all applicable codes and requirements of all relevant governing jurisdictions. The contractor working from drawings not specifically marked "For Contractor" must assume full responsibility and bear costs for any corrections or damages resulting from his work.



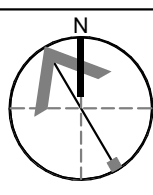
#	DATE	DESCRIPTION	BY
1	2020-05-22	Issued for Rezoning Submission #1	LSW

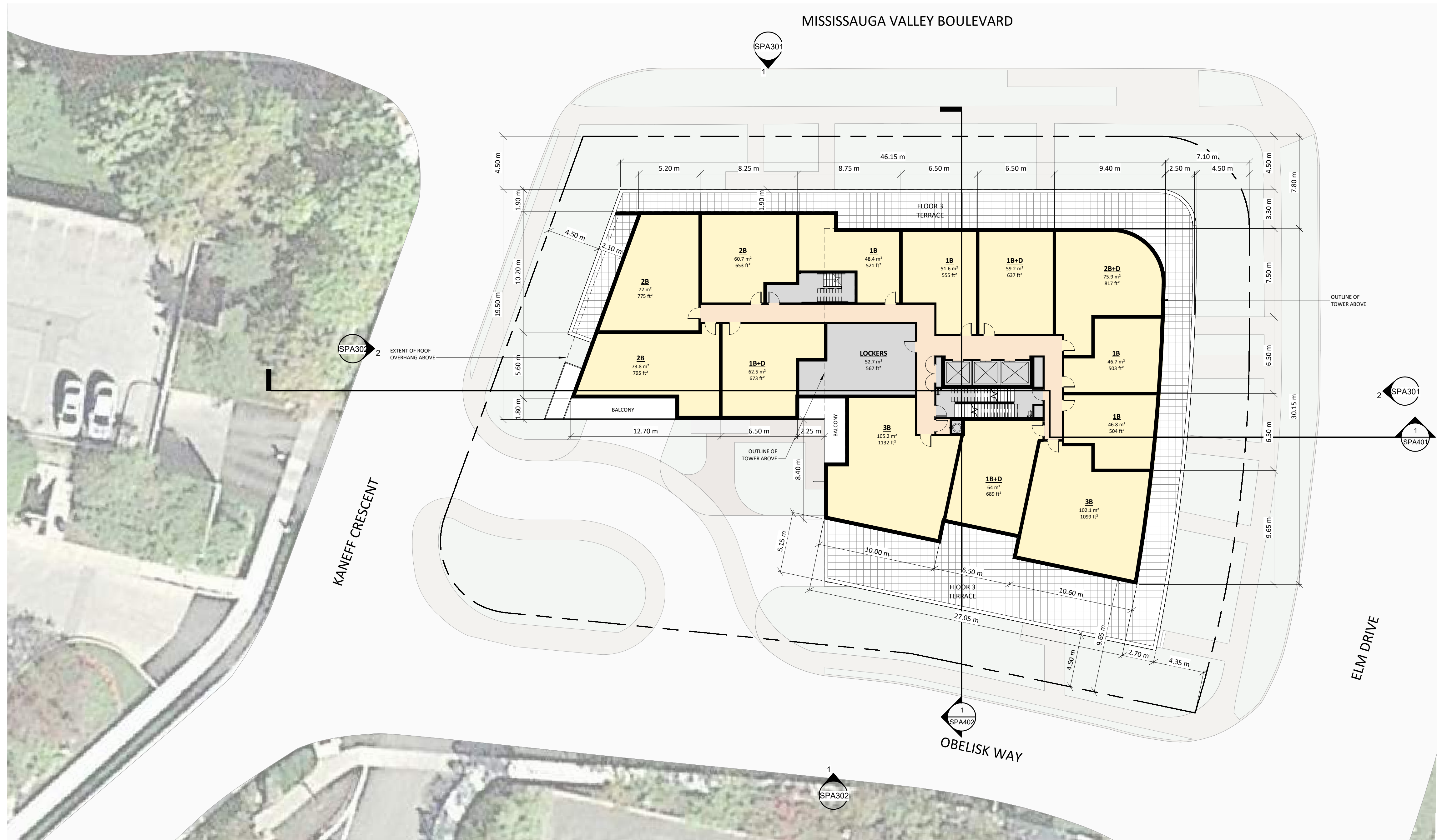
PROJECT
KANEFF CRESCENT
 MISSISSAUGA, ON

DRAWING
FLOOR 2

PROJECT NO. 16.286
PROJECT DATE 2018-04-20
DRAWN BY MPA
CHECKED BY RMM
SCALE 1 : 200

DRAWING NO.
SPA106





#	DATE	DESCRIPTION	BY
1	2020-05-22	Issued for Rezoning Submission #1	LSW

PROJECT
KANEFF CRESCENT
 MISSISSAUGA, ON

DRAWING
FLOORS 3 to 4

PROJECT NO. 16.286
PROJECT DATE 2018-04-20
DRAWN BY MPA
CHECKED BY RMM
SCALE 1 : 200

DRAWING NO.
SPA107



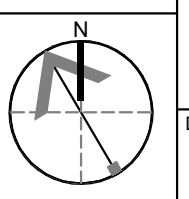
#	DATE	DESCRIPTION	BY
1	2020-05-22	Issued for Rezoning Submission #1	LSW

PROJECT
KANEFF CRESCENT
 MISSISSAUGA, ON

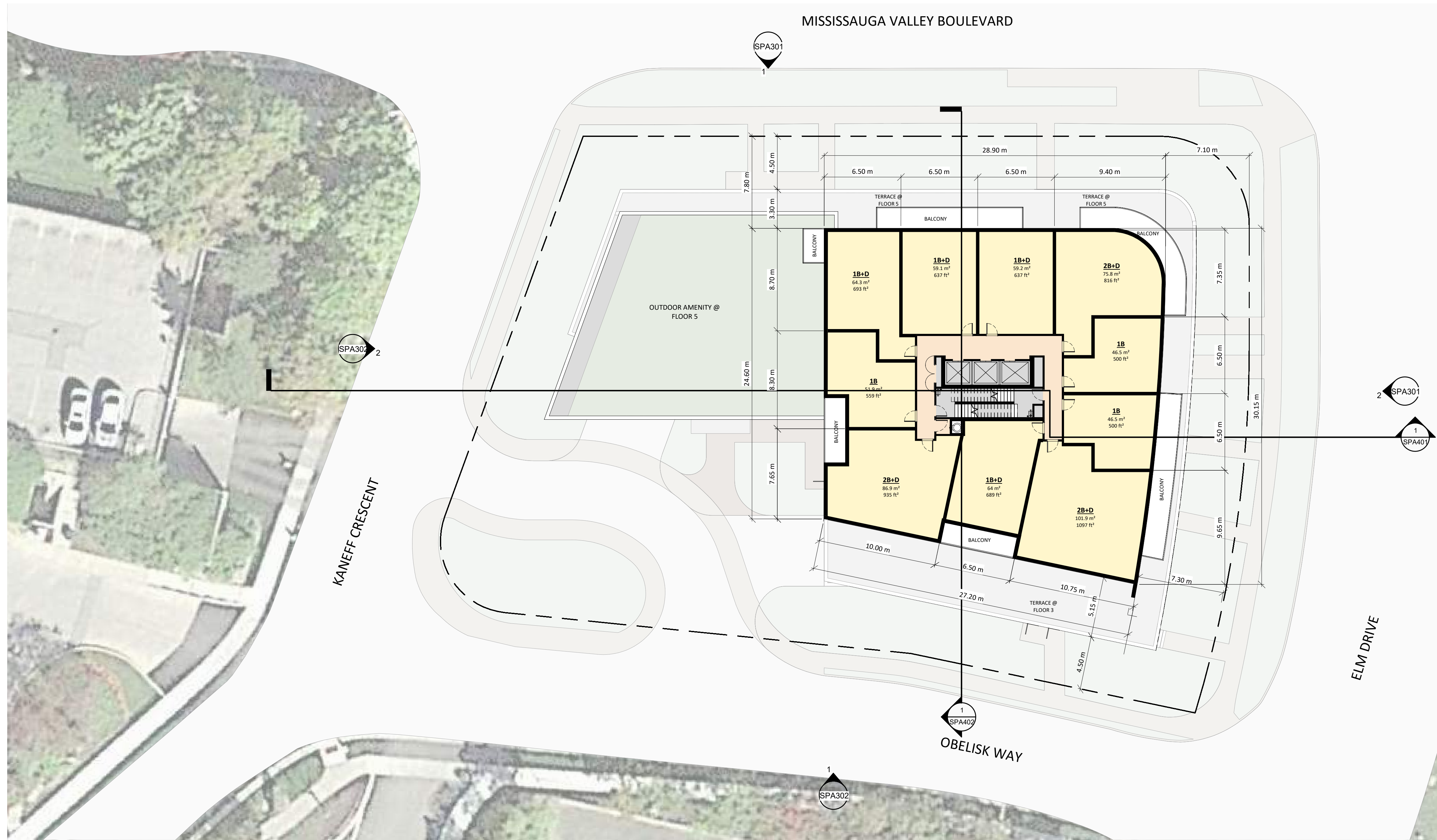
DRAWING
FLOOR 5

PROJECT NO.
16 286
 PROJECT DATE
2018-04-20
 DRAWN BY
MPA
 CHECKED BY
RMM
 SCALE
1 : 200

DRAWING NO.
SPA108



This drawing, as an instrument of service, is provided by and is the property of Turner Fleischer Architects Inc. The contractor must verify and accept responsibility for all dimensions and conditions on site and must notify Turner Fleischer Architects Inc. of any variations from the supplied information. This drawing is to be used for the purpose of the application for the proposed development. It is not to be used for any other purpose. The architect is not responsible for the accuracy of survey, structural, mechanical, electrical, etc. information shown on this drawing. Refer to the appropriate consultant drawings before proceeding with the work. Contractor must comply with all applicable codes and requirements of authority having jurisdiction. The contractor working from drawings not specifically marked "For Contractor" must assume full responsibility and bear costs for any corrections or damages resulting from his work.



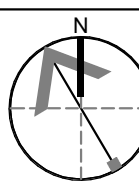
#	DATE	DESCRIPTION	BY
1	2020-05-22	Issued for Rezoning Submission #1	LSW

PROJECT
KANEFF CRESCENT
 MISSISSAUGA, ON

DRAWING
TYPICAL TOWER FLOOR

PROJECT NO.
16 286
 PROJECT DATE
2018-04-20
 DRAWN BY
MPA
 CHECKED BY
RMM
 SCALE
1 : 200


DRAWING NO.
SPA109




This drawing, as an instrument of service, is provided by and is the property of Turner Fleischer Architects Inc. The contractor must verify and accept responsibility for all dimensions and conditions on site and must notify Turner Fleischer Architects Inc. of any variations from the accepted information. The drawing is to be scaled. The architect is not responsible for the accuracy of survey, structural, mechanical, electrical, etc. information shown on this drawing. Refer to the appropriate consultant drawings before proceeding with the work. Contractor must conform to all applicable codes and requirements of applicable laws and regulations. The contractor working from drawings not specifically marked "For Contractor" must assume full responsibility and bear costs for any corrections or damages resulting from the work.

MATERIAL LEGEND

- 1 - PRECAST WITH STONE PATTERN (LIGHT BROWN)
- 2 - PRECAST (WHITE)
- 3 - PRECAST (LIGHT GREY)
- 4 - CLEAR VISION GLASS
- 5 - SPANDREL GLASS (DARK GREY)
- 6 - METAL PANEL (COPPER)
- 7 - METAL PANEL OR PRECAST (DARK GREY)
- 8 - GLASS RAILING (TRANSLUCENT)



1 NORTH ELEVATION
1: 250



2 EAST ELEVATION
1: 250

#	DATE	ISSUED FOR	DESCRIPTION	BY
1	2020-05-22	Issued for Rezoning Submission #1		LSW

PROJECT
KANEFF CRESCENT
MISSISSAUGA, ON

DRAWING
ELEVATIONS


PROJECT NO.	16 286
PROJECT DATE	2018-04-20
DRAWN BY	Author
CHECKED BY	RMM
SCALE	1: 250

DRAWING NO.
SPA301


This drawing, as an instrument of service, is provided by and is the property of Turner Fleischer Architects Inc. The contractor must verify and accept responsibility for all dimensions and conditions on site and must notify Turner Fleischer Architects Inc. of any variations from the accepted information. The drawing is to be scaled. The architect is not responsible for the accuracy of survey, structural, mechanical, electrical, etc. information shown on this drawing. Refer to the appropriate consultant drawings before proceeding with the work. Contractor must comply with all applicable codes and requirements of all applicable laws and regulations. The contractor working from drawings not specifically marked "For Contractor" must assume full responsibility and bear costs for any corrections or damages resulting from the work.

MATERIAL LEGEND

- 1 - PRECAST WITH STONE PATTERN (LIGHT BROWN)
- 2 - PRECAST (WHITE)
- 3 - PRECAST (LIGHT GREY)
- 4 - CLEAR VISION GLASS
- 5 - SPANDREL GLASS (DARK GREY)
- 6 - METAL PANEL (COPPER)
- 7 - METAL PANEL OR PRECAST (DARK GREY)
- 8 - GLASS RAILING (TRANSLUCENT)



1 SOUTH ELEVATION
1 : 250



2 WEST ELEVATION
1 : 250

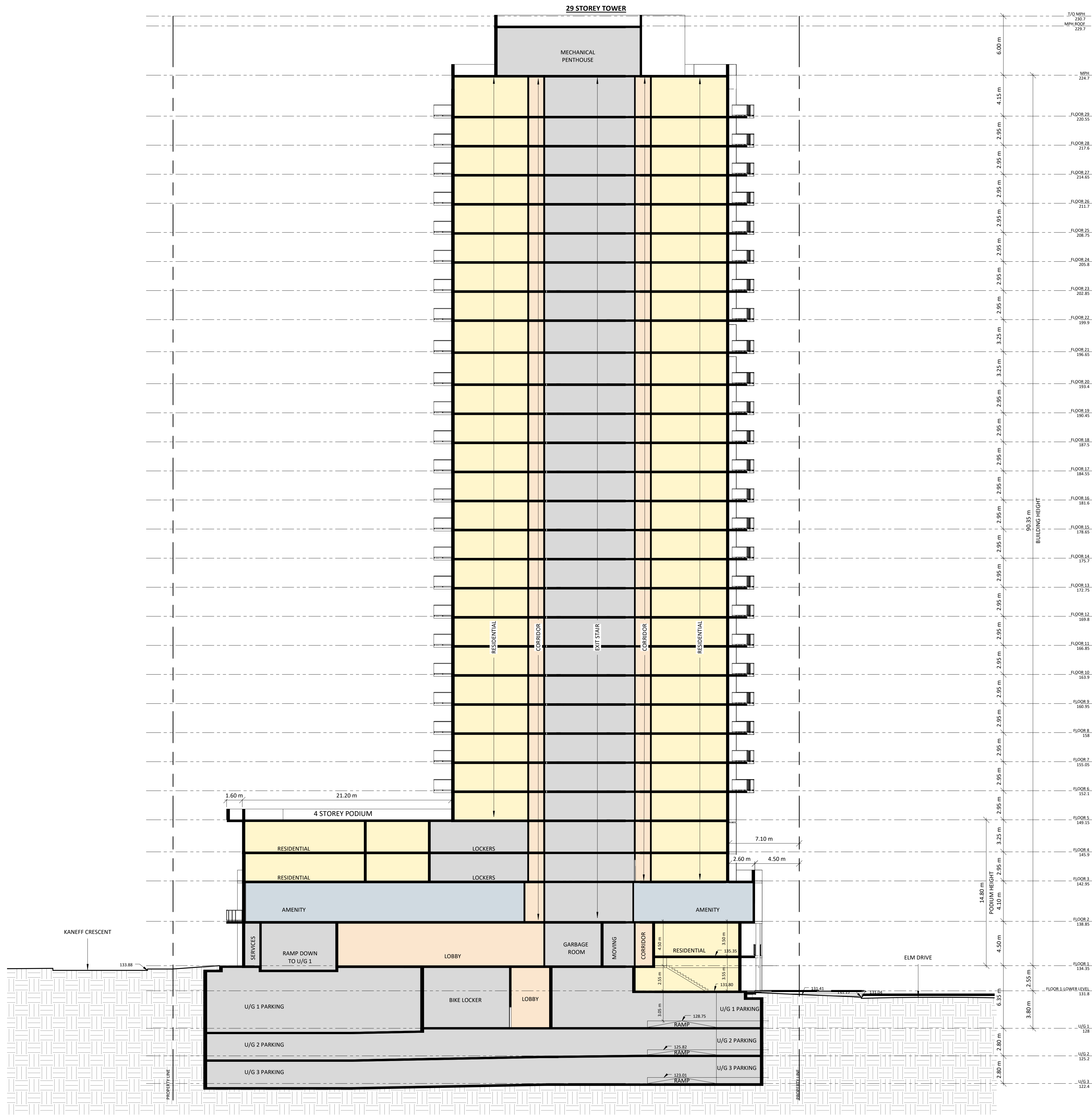
#	DATE	DESCRIPTION	BY
1	2020-05-22	Issued for Rezoning Submission #1	LSW

PROJECT	KANEFF CRESCENT
	MISSISSAUGA, ON
DRAWING	ELEVATIONS

PROJECT NO.	16 286
PROJECT DATE	2018-04-20
DRAWN BY	Author
CHECKED BY	RMM
SCALE	1 : 250

DRAWING NO.
SPA302

This drawing, as an instrument of service, is provided by and is the property of Turner Fleischer Architects Inc. The contractor must verify and accept responsibility for all dimensions and conditions on site and must notify Turner Fleischer Architects Inc. of any variations from the accepted information. This drawing is not to be scaled. The architect is not responsible for the accuracy of survey, structural, mechanical, electrical, etc., information shown on this drawing. Refer to the appropriate consultant drawings before proceeding with the work. Contractor must conform to all applicable codes and requirements of authorities having jurisdiction. The contractor working from drawings not specifically marked "For Contractor" must assume full responsibility and bear costs for any corrections or damages resulting from his work.



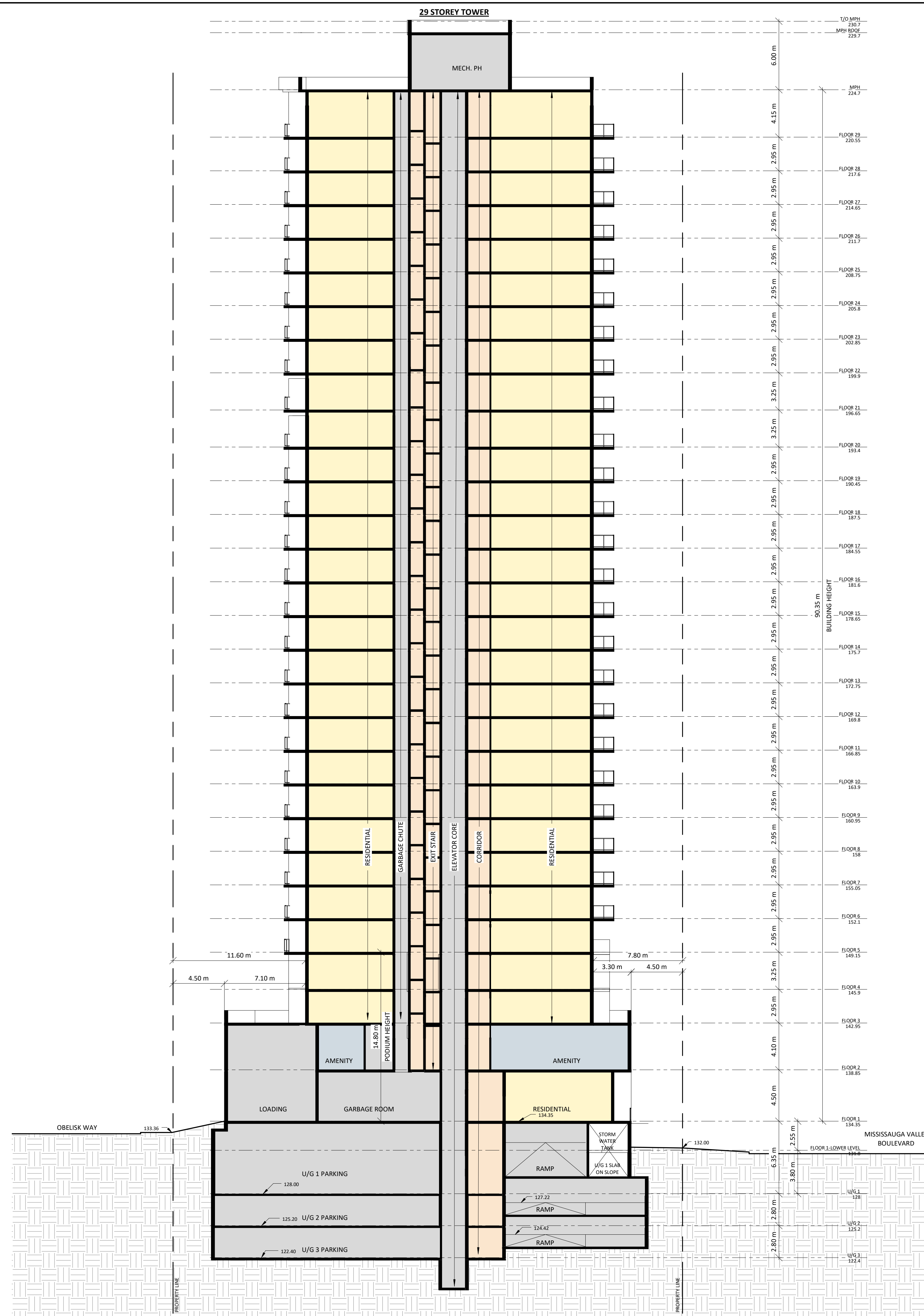
#	DATE	DESCRIPTION	BY
1	2020-05-22	Issued for Rezoning Submission #1	LSW

PROJECT
KANEFF CRESCENT
 MISSISSAUGA, ON

DRAWING
SECTION

PROJECT NO.	16 286
PROJECT DATE	2018-04-20
DRAWN BY	MPA
CHECKED BY	RMM
SCALE	1 : 200

DRAWING NO.
SPA401



#	DATE	DESCRIPTION	BY
1	2020-05-22	Issued for Rezoning Submission #1	LSW

PROJECT
KANEFF CRESCENT
MISSISSAUGA, ON

DRAWING
SECTION

PROJECT NO. 16.286
PROJECT DATE 2018-04-20
DRAWN BY CPI
CHECKED BY RMM
SCALE 1:200

DRAWING NO.
SPA402

This drawing, as an instrument of service, is provided by and is the property of Turner Fleischer Architects Inc. The contractor must verify and accept responsibility for all dimensions and conditions on site and must notify Turner Fleischer Architects Inc. of any variations from the supplied information. The drawing is not to be scaled. The architect is not responsible for the accuracy of survey, structural, mechanical, electrical, etc. information shown on this drawing. Refer to the appropriate consultant drawings before proceeding with the work. Contractor must conform to all applicable codes and requirements of all relevant having jurisdiction. The contractor working from drawings not specifically marked "For Contractor" must assume full responsibility and bear costs for any corrections or damages resulting from his work.



VIEW LOOKING SOUTH-WEST FROM MISSISSAUGA VALLEY BOULEVARD



VIEW OF ELM STREET (EAST) ELEVATION



VIEW LOOKING NORTH-WEST ON ELM DRIVE



VIEW LOOKING NORTH-EAST FROM KANEFF CRESCENT

#	DATE	DESCRIPTION	BY
1	2020-05-22	Issued for Rezoning Submission #1	LSW

PROJECT
KANEFF CRESCENT
 MISSISSAUGA, ON

DRAWING
3D PERSPECTIVES

PROJECT NO. 16 286
PROJECT DATE 2018-04-20
DRAWN BY Author
CHECKED BY RMM
SCALE

DRAWING NO.
SPA801

This drawing, as an instrument of service, is provided by and is the property of Turner Fleischer Architects Inc. The contractor must verify and accept responsibility for all dimensions and conditions on site and must notify Turner Fleischer Architects Inc. of any variations from the accepted information. This drawing is not to be scaled. The architect is not responsible for the accuracy of survey, structural, mechanical, electrical, etc., information shown on this drawing. Refer to the appropriate consultant drawings before proceeding with the work. Contractor must conform to all applicable codes and requirements of authorities having jurisdiction. The contractor working from drawings not specifically marked "For Contractor" must assume full responsibility and bear costs for any corrections or damages resulting from his work.



VIEW FROM CORNER OF MISSISSAUGA VALLEY BOULEVARD



ELEVATION VIEW FROM ALONG ELM DRIVE



VIEW FROM CORNER OF KANEFF CRESCENT AND OBELISK WAY



VIEW FROM CORNER OF ELM DRIVE AND OBELISK WAY

1	2020-05-22	Issued for Rezoning Submission #1	LSW
#	DATE	DESCRIPTION	BY

PROJECT
KANEFF CRESCENT
 MISSISSAUGA, ON

DRAWING
3D PERSPECTIVES

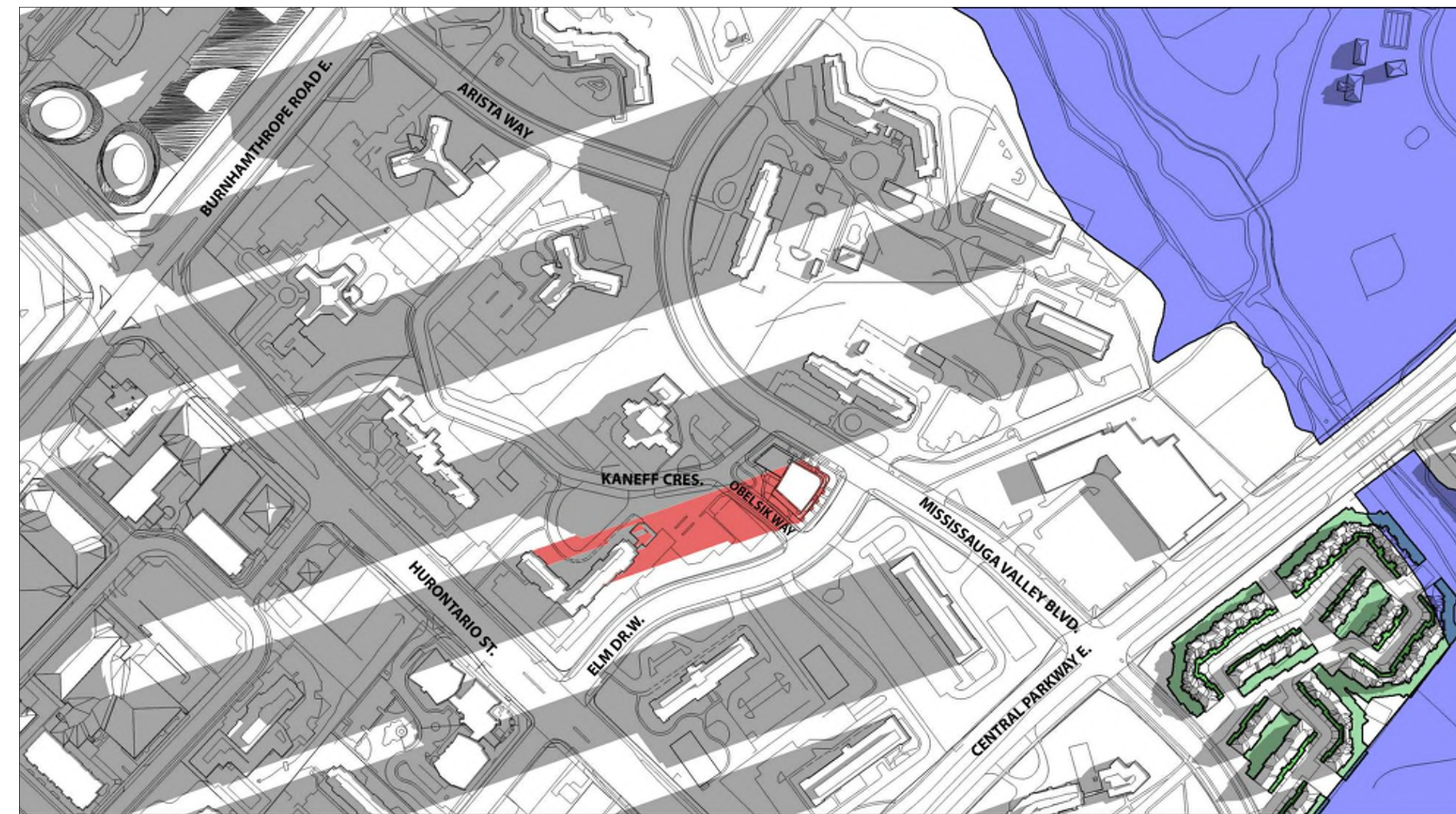
PROJECT NO.	16.286
PROJECT DATE	2018-04-20
DRAWN BY	Author
CHECKED BY	RMM
SCALE	

DRAWING NO.
SPA802

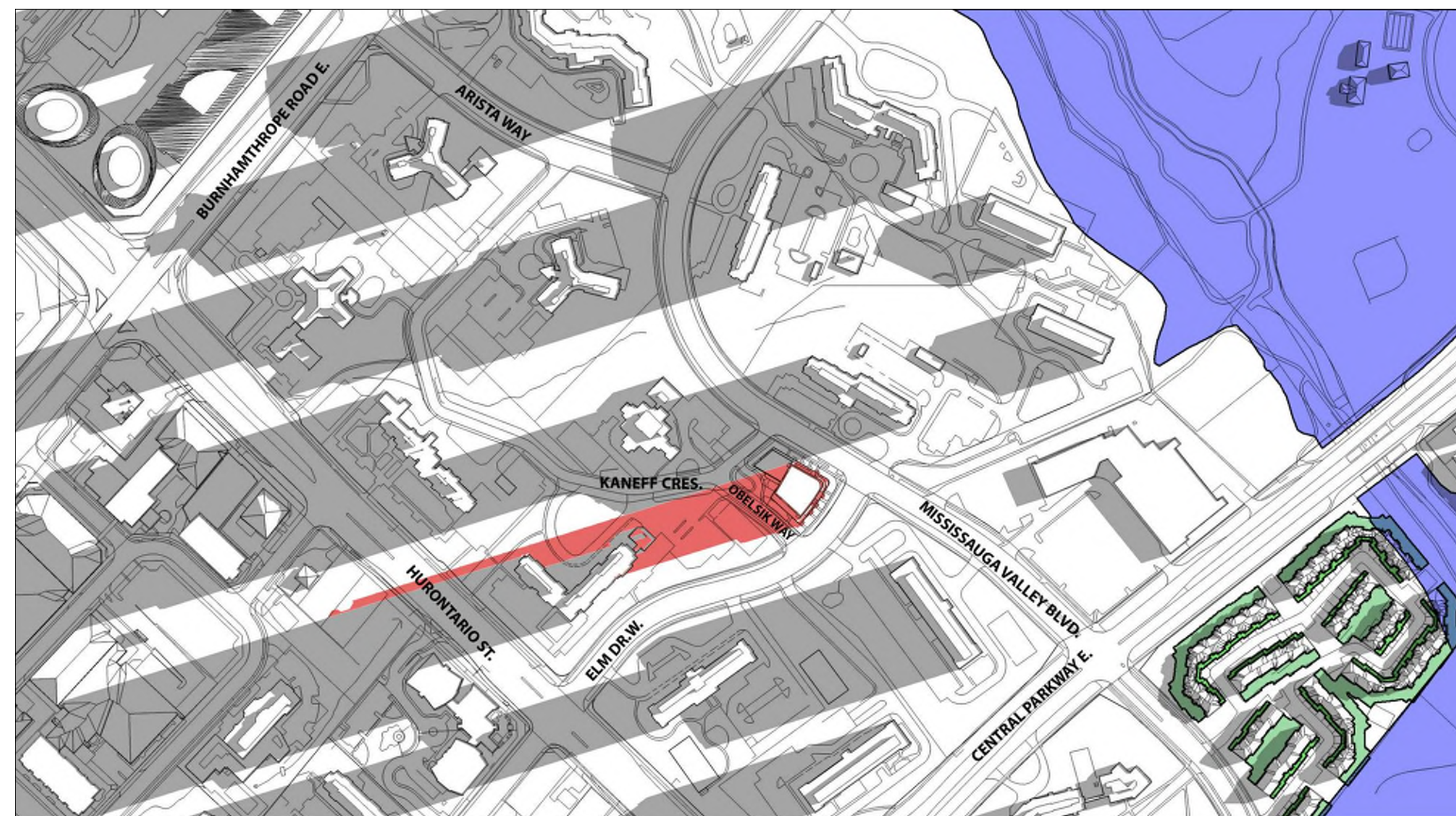
This drawing, as an instrument of service, is provided by and is the property of Turner Fleischer Architects Inc. The contractor must verify and accept responsibility for all dimensions and conditions on site and must notify Turner Fleischer Architects Inc. of any variations from the supplied information. The drawing is not to be scaled. The architect is not responsible for the accuracy of survey, structural, mechanical, electrical, etc. information shown on this drawing. Refer to the appropriate consultant drawings before proceeding with the work. Construction must conform to all applicable codes and requirements of authorities having jurisdiction. The contractor working from drawings not specifically marked "For Contractor" must assume full responsibility and bear costs for any corrections or damages resulting from his work.



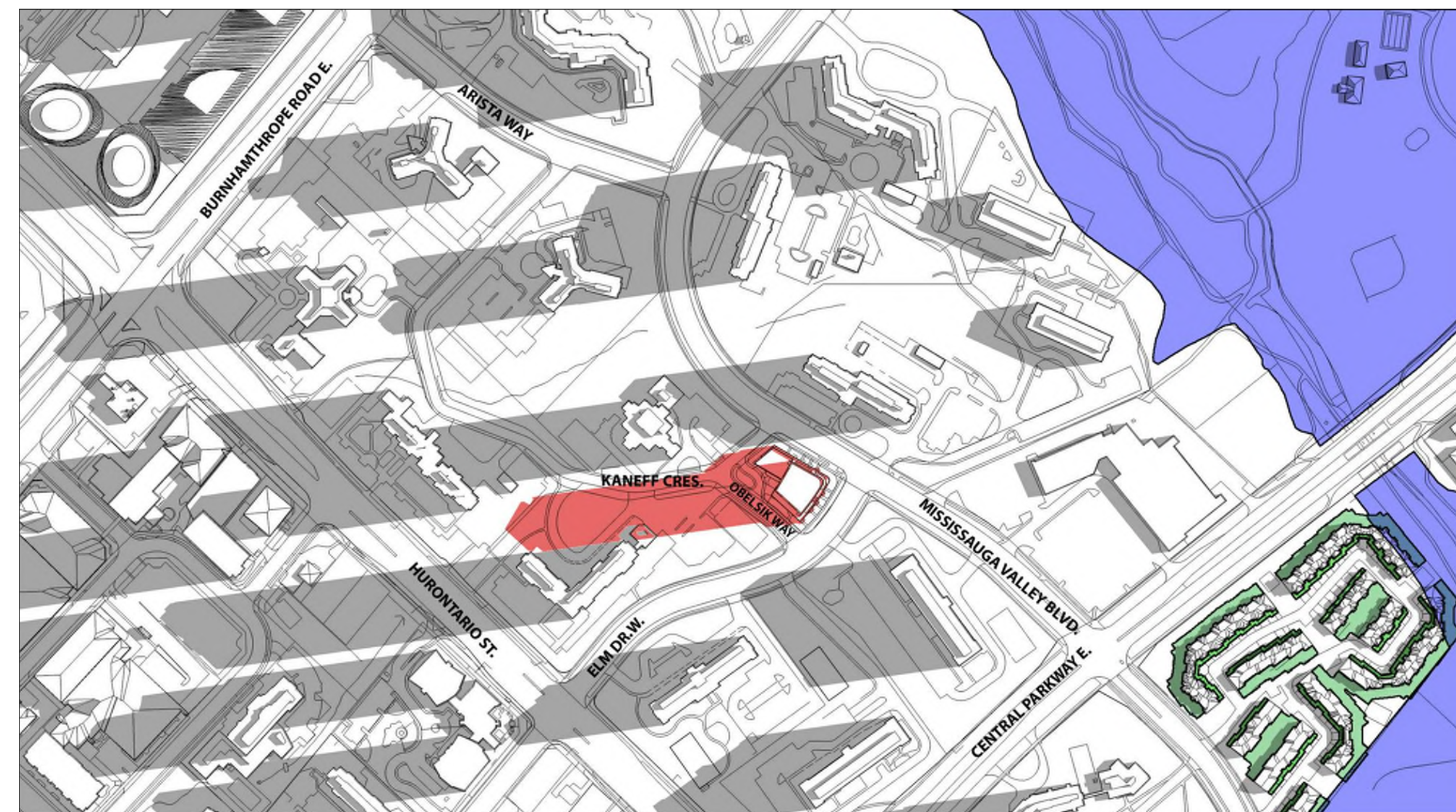
JUNE 21 - 5:37



JUNE 21 - 7:07



JUNE 21 - 7:20



JUNE 21 - 8:20

- CONTEXT SHADOW
- PROPOSED DEVELOPMENT
- 3.0m NO IMPACT ZONES
- 7.5m NO IMPACT ZONES
- PUBLIC OPEN SPACES, GREEN LANDS



1	2020-05-22	Issued for Rezoning Submission #1	LSW
#	DATE	DESCRIPTION	BY

PROJECT
KANEFF CRESCENT
MISSISSAUGA, ON

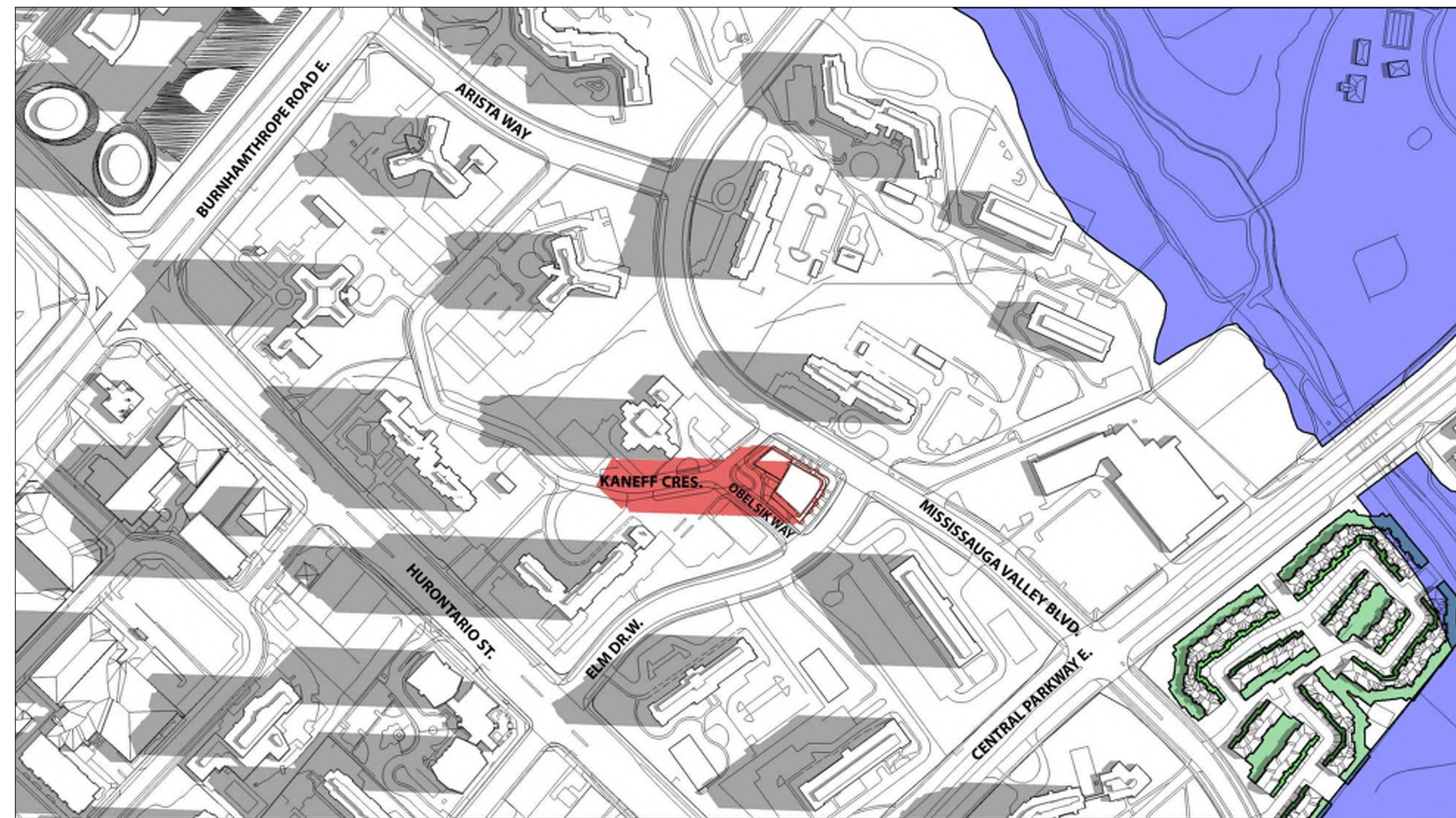
DRAWING
SHADOW STUDIES

PROJECT NO.	16.286
PROJECT DATE	2018-04-20
DRAWN BY	MPA
CHECKED BY	RMM
SCALE	As indicated

N

DRAWING NO.
SPA901

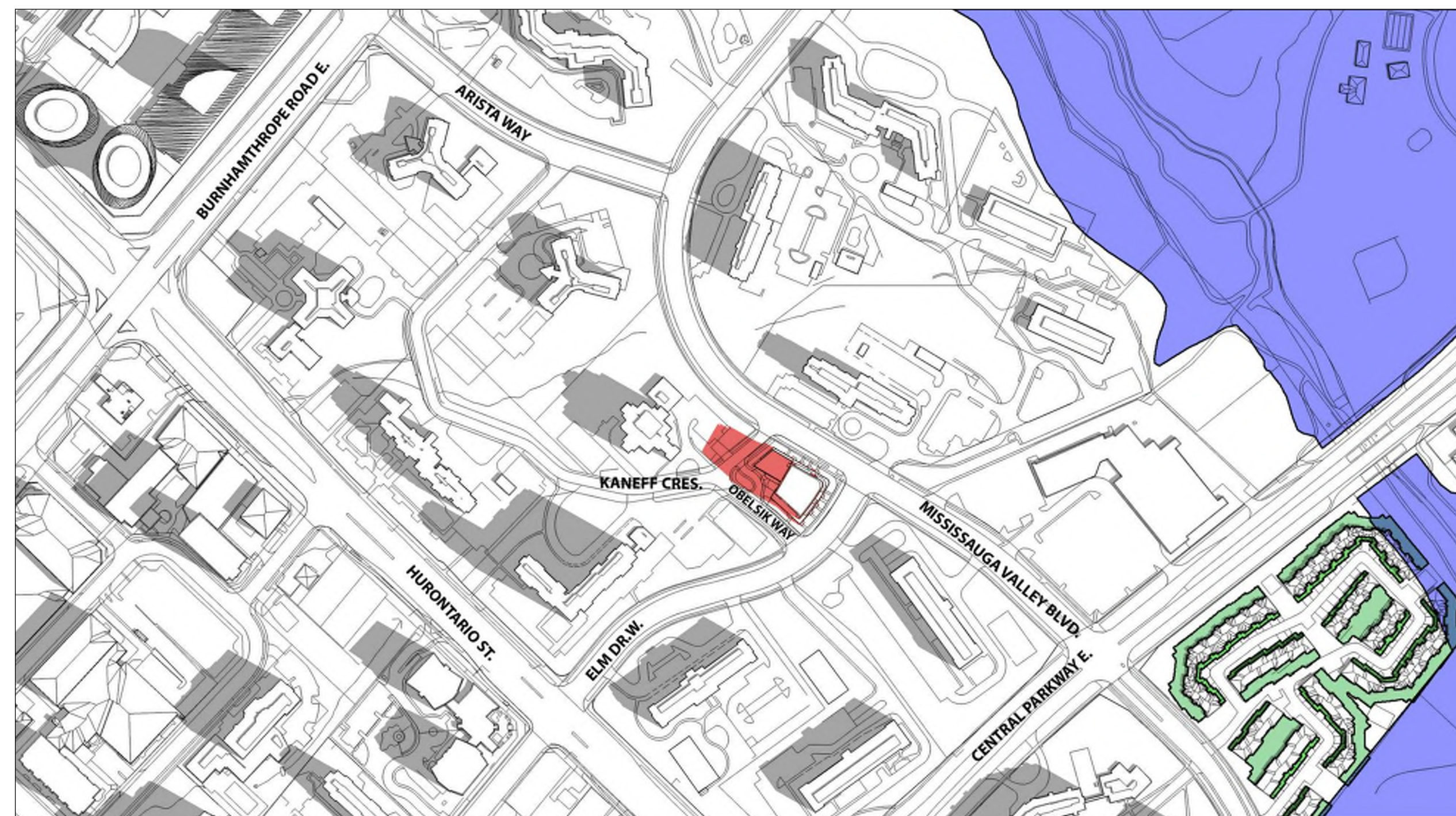
This drawing, as an instrument of service, is provided by and is the property of Turner Fleischer Architects Inc. The contractor must verify and accept responsibility for all dimensions and conditions on site and must notify Turner Fleischer Architects Inc. of any variations from the supplied information. The drawing is not to be scaled. The architect is not responsible for the accuracy of survey, structural, mechanical, electrical, etc. information shown on this drawing. Refer to the appropriate consultant drawings before proceeding with the work. Contractor must conform to all applicable codes and requirements of authorities having jurisdiction. The contractor working from drawings not specifically marked "For Contractor" must assume full responsibility and bear costs for any corrections or damages resulting from his work.



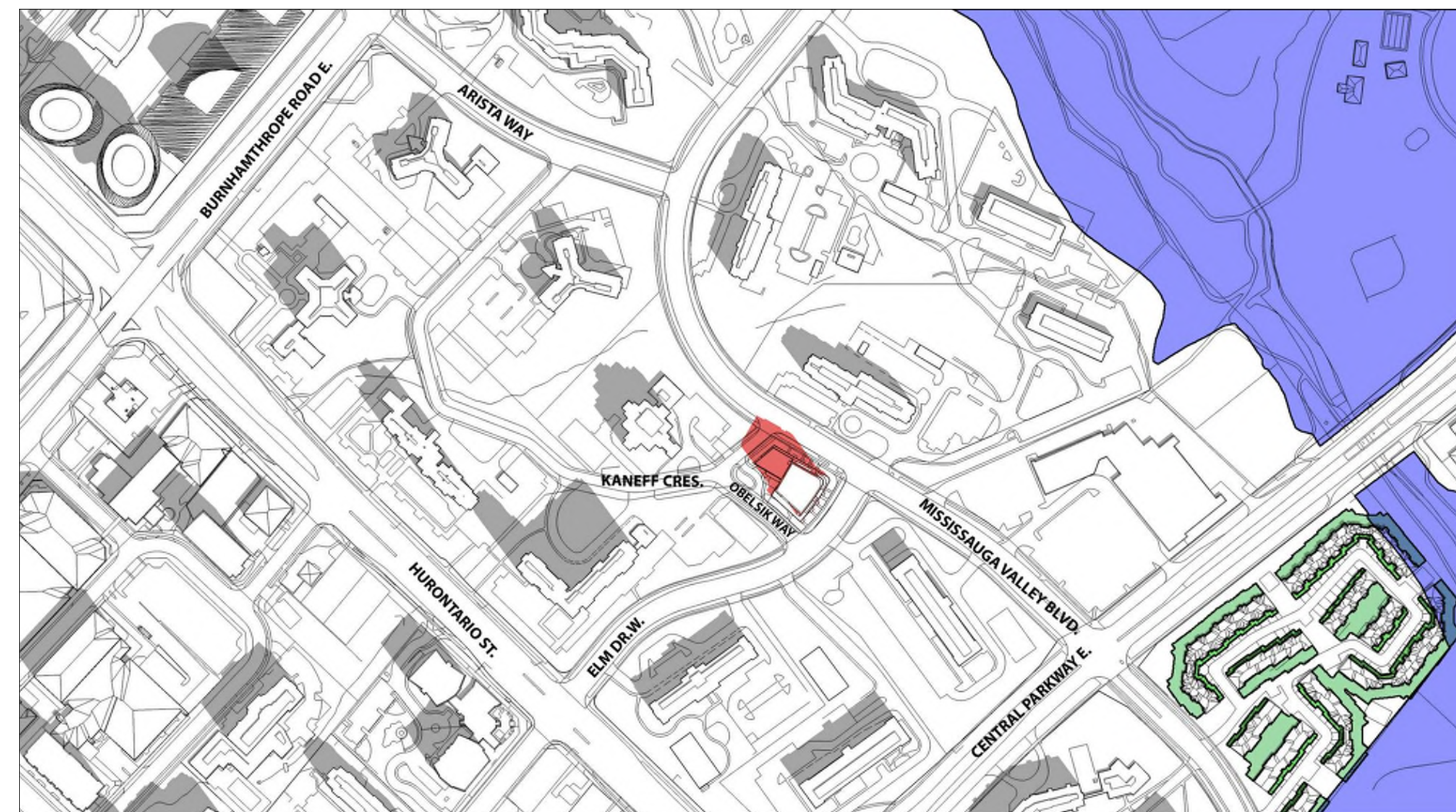
JUNE 21 - 9:20



JUNE 21 - 10:20



JUNE 21 - 11:20



JUNE 21 - 12:20

- CONTEXT SHADOW
- PROPOSED DEVELOPMENT
- 3.0m NO IMPACT ZONES
- 7.5m NO IMPACT ZONES
- PUBLIC OPEN SPACES, GREEN LANDS



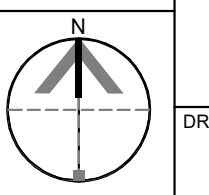
#	DATE	DESCRIPTION	BY
1	2020-05-22	Issued for Rezoning Submission #1	LSW

PROJECT
KANEFF CRESCENT
MISSISSAUGA, ON

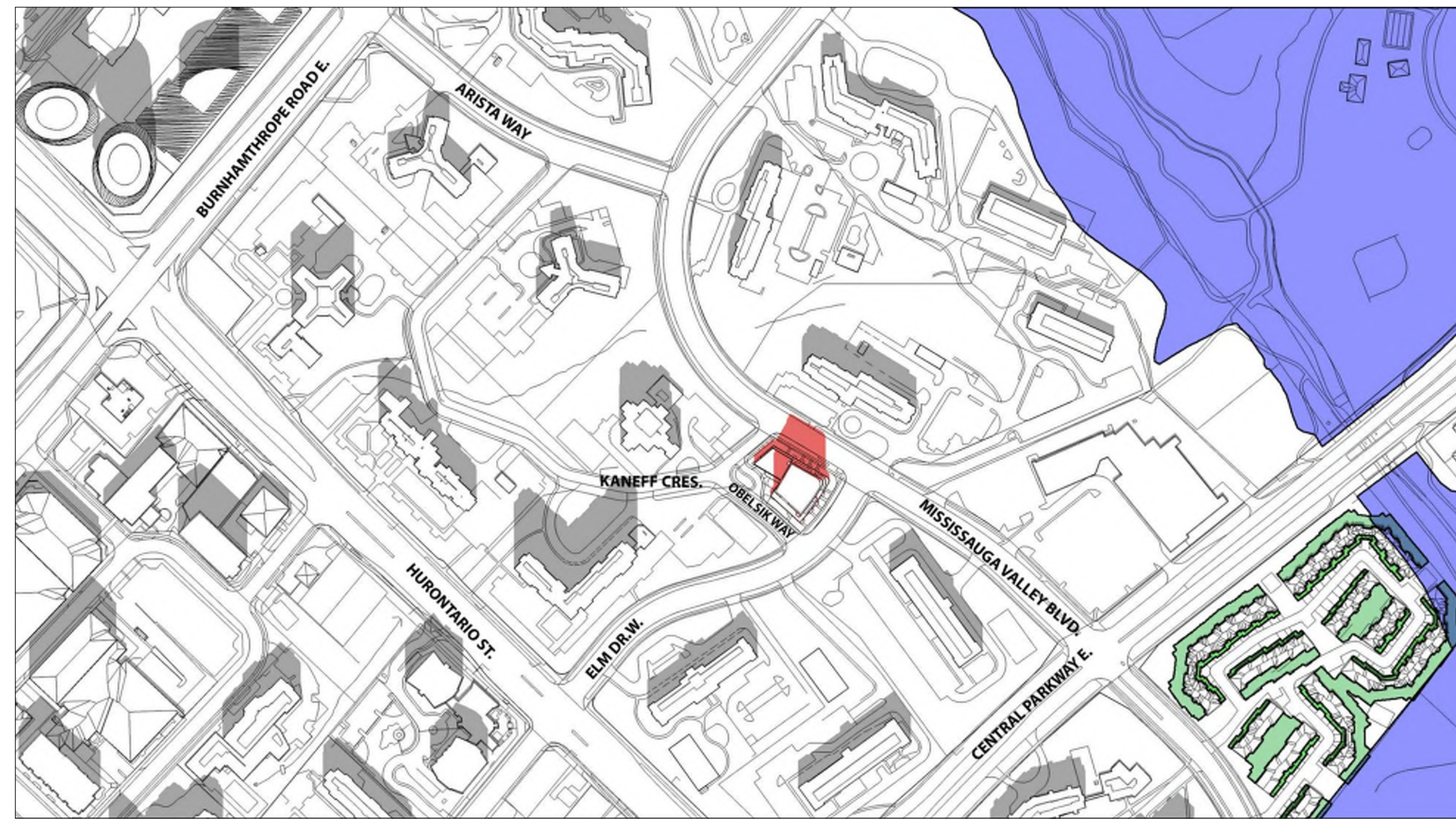
DRAWING
SHADOW STUDIES

PROJECT NO.
16.286
PROJECT DATE
2018-04-20
DRAWN BY
MPA
CHECKED BY
RMM
SCALE
As indicated

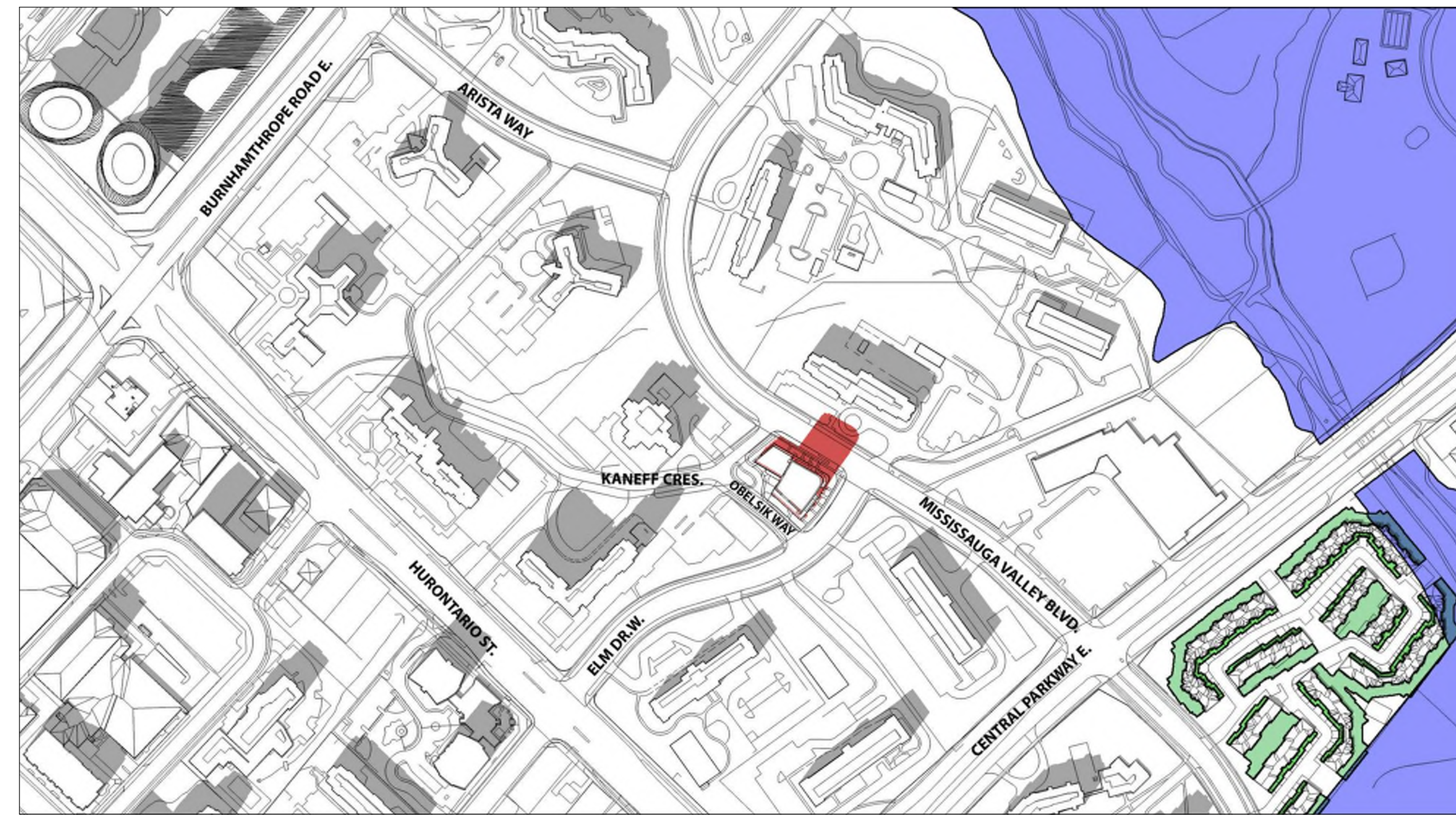
DRAWING NO.
SPA902



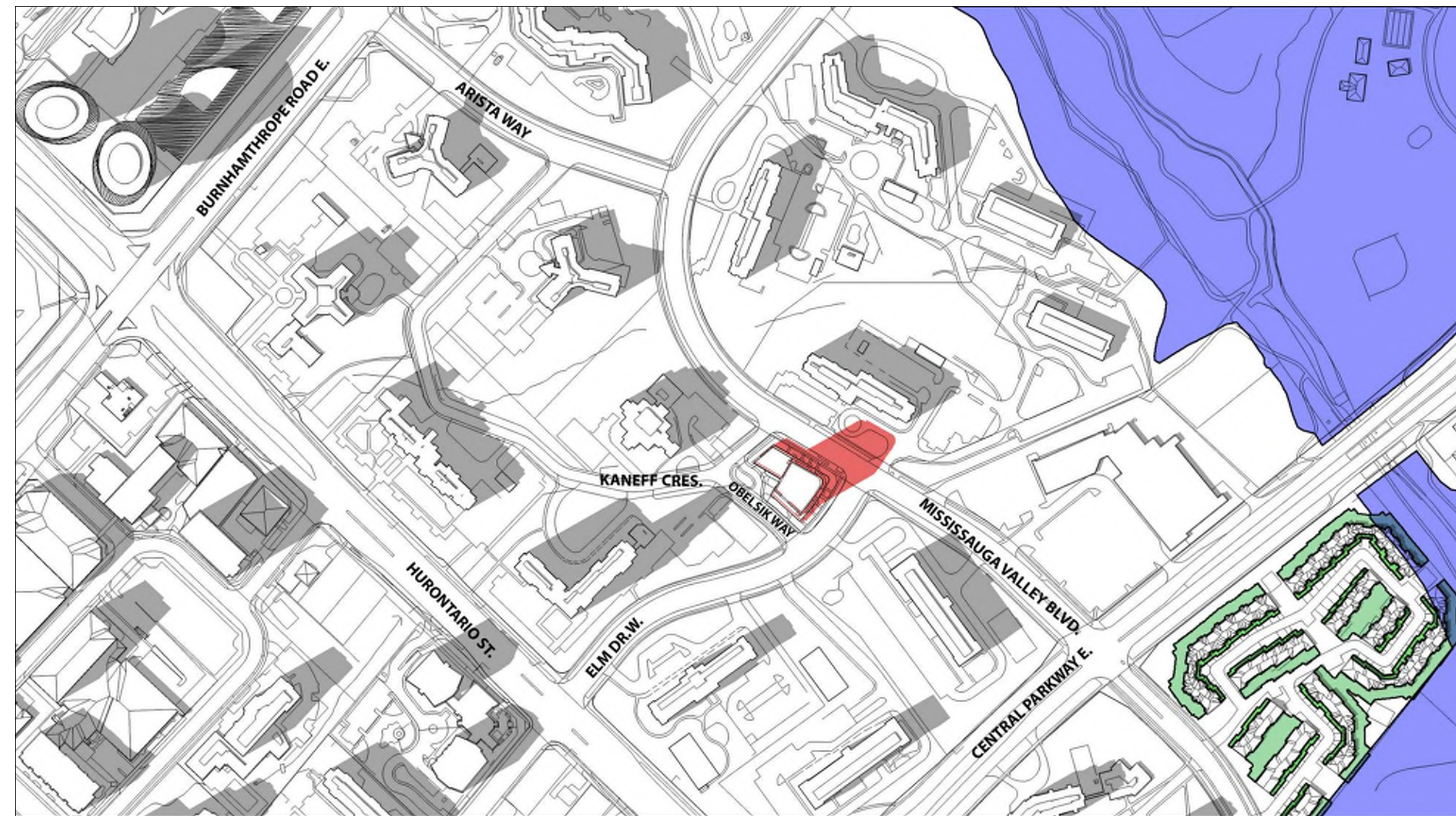
This drawing, as an instrument of service, is provided by and is the property of Turner Fleischer Architects Inc. The contractor must verify and accept responsibility for all dimensions and conditions on site and must notify Turner Fleischer Architects Inc. of any variations from the supplied information. The drawing is not to be scaled. The architect is not responsible for the accuracy of survey, structural, mechanical, electrical, etc. information shown on this drawing. Refer to the appropriate consultant drawings before proceeding with the work. Construction must conform to all applicable codes and requirements of authorities having jurisdiction. The contractor working from drawings not specifically marked "For Contractor" must assume full responsibility and bear costs for any corrections or damages resulting from his work.



JUNE 21 - 13:20



JUNE 21 - 14:20

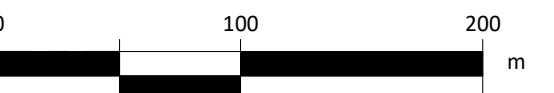


JUNE 21 - 15:20



JUNE 21 - 16:20

- CONTEXT SHADOW
- PROPOSED DEVELOPMENT
- 3.0m NO IMPACT ZONES
- 7.5m NO IMPACT ZONES
- PUBLIC OPEN SPACES, GREEN LANDS



1	2020-05-22	Issued for Rezoning Submission #1	LSW
#	DATE	DESCRIPTION	BY

PROJECT
KANEFF CRESCENT
MISSISSAUGA, ON

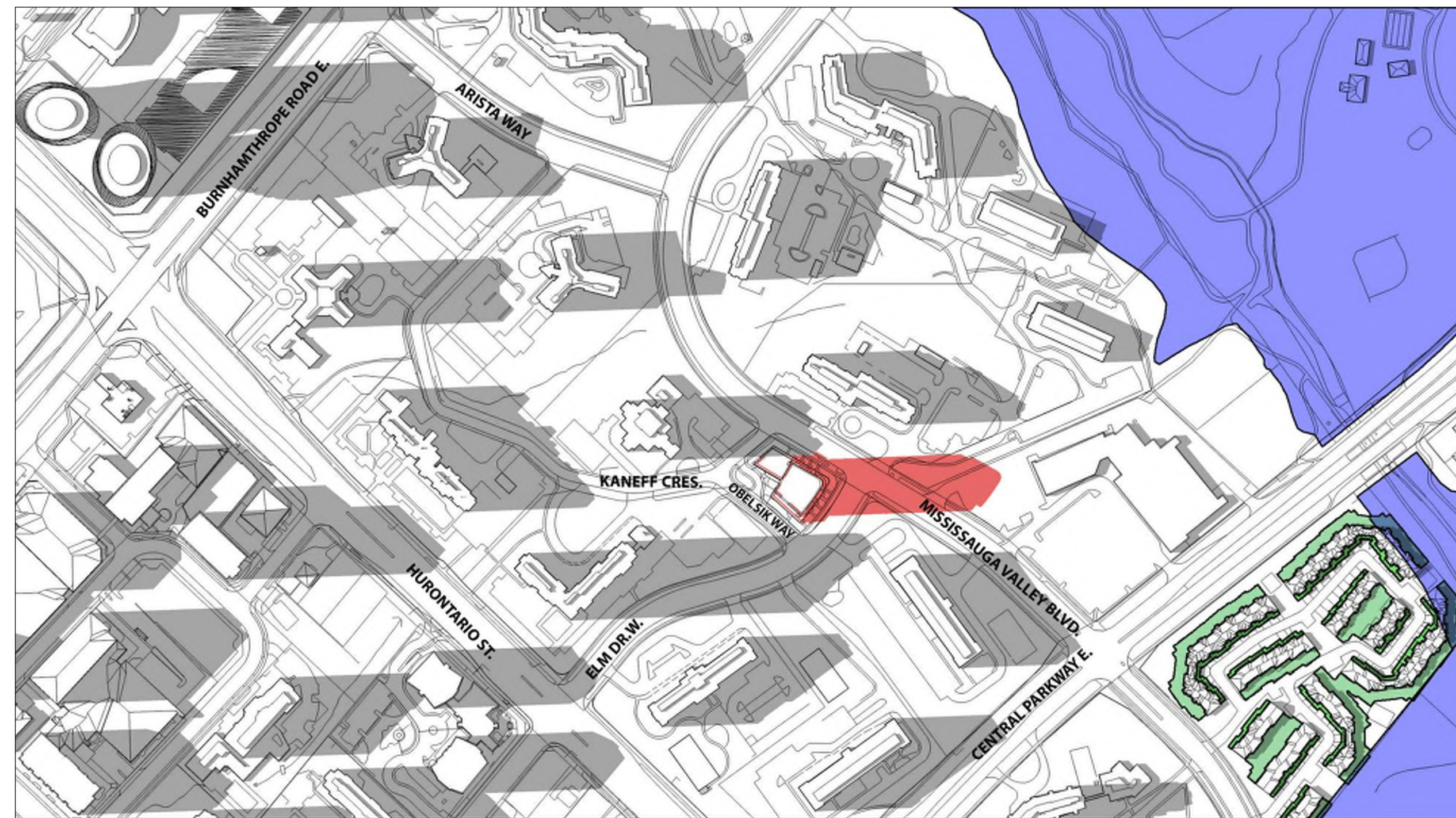
DRAWING
SHADOW STUDIES

PROJECT NO.	16.286
PROJECT DATE	2018-04-20
DRAWN BY	MPA
CHECKED BY	RMM
SCALE	As indicated

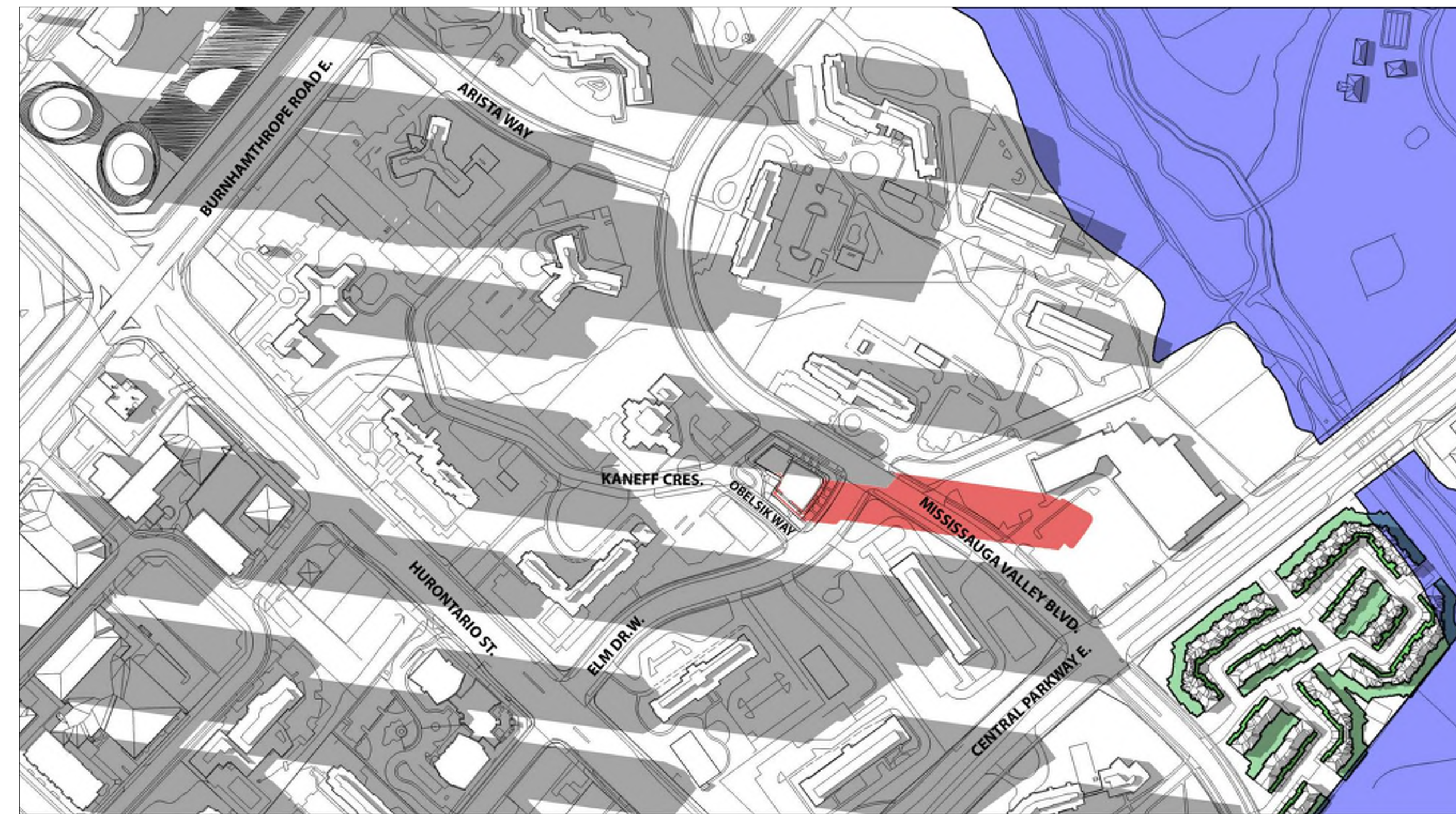


DRAWING NO.
SPA903

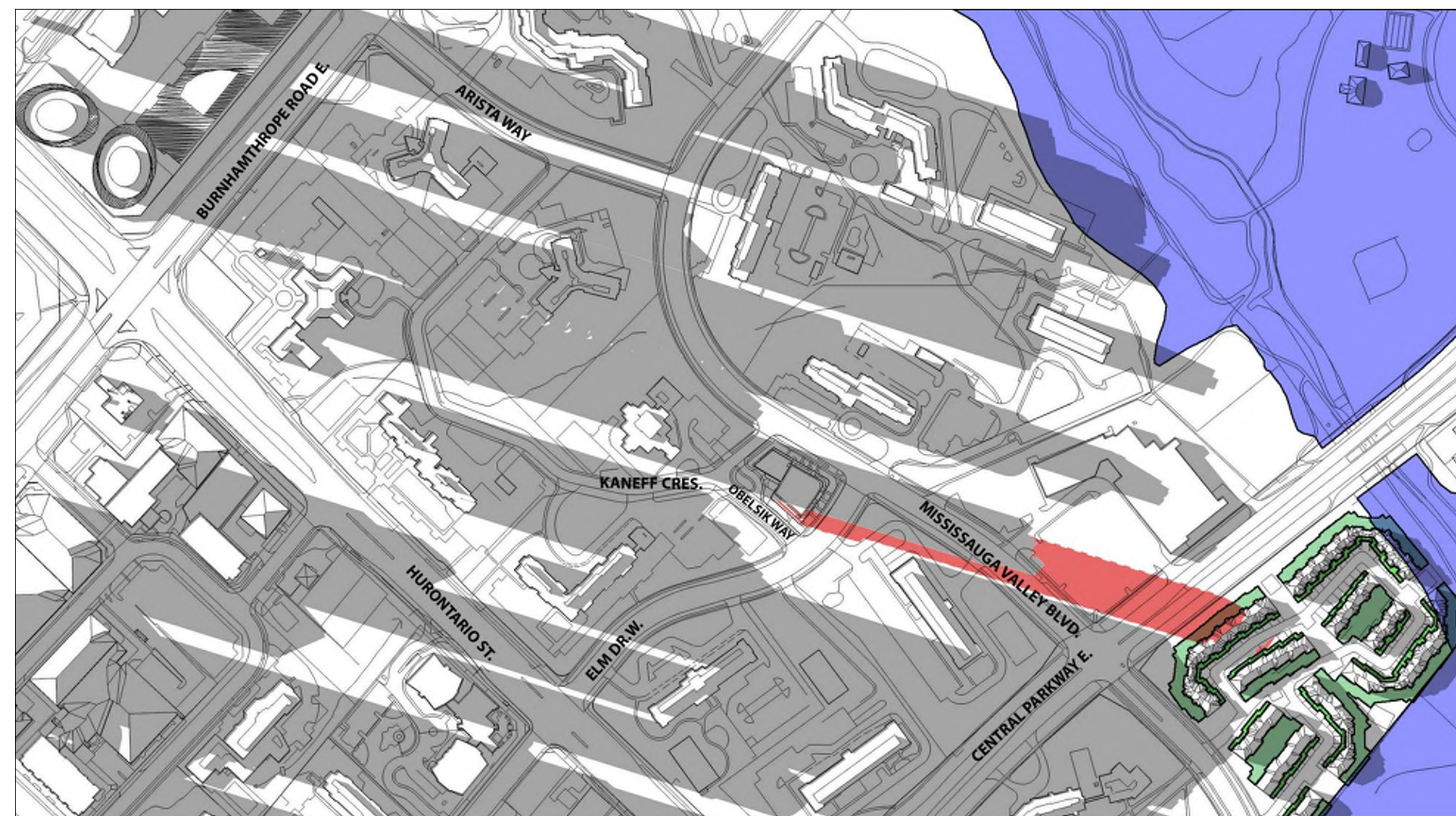
This drawing, as an instrument of service, is provided by and is the property of Turner Fleischer Architects Inc. The contractor must verify and accept responsibility for all dimensions and conditions on site and must notify Turner Fleischer Architects Inc. of any variations from the supplied information. The drawing is not to be scaled. The architect is not responsible for the accuracy of survey, structural, mechanical, electrical, etc. information shown on this drawing. Refer to the appropriate consultant drawings before proceeding with the work. Contractor must conform to all applicable codes and requirements of authorities having jurisdiction. The contractor working from drawings not specifically marked "For Contractor" must assume full responsibility and bear costs for any corrections or damages resulting from his work.



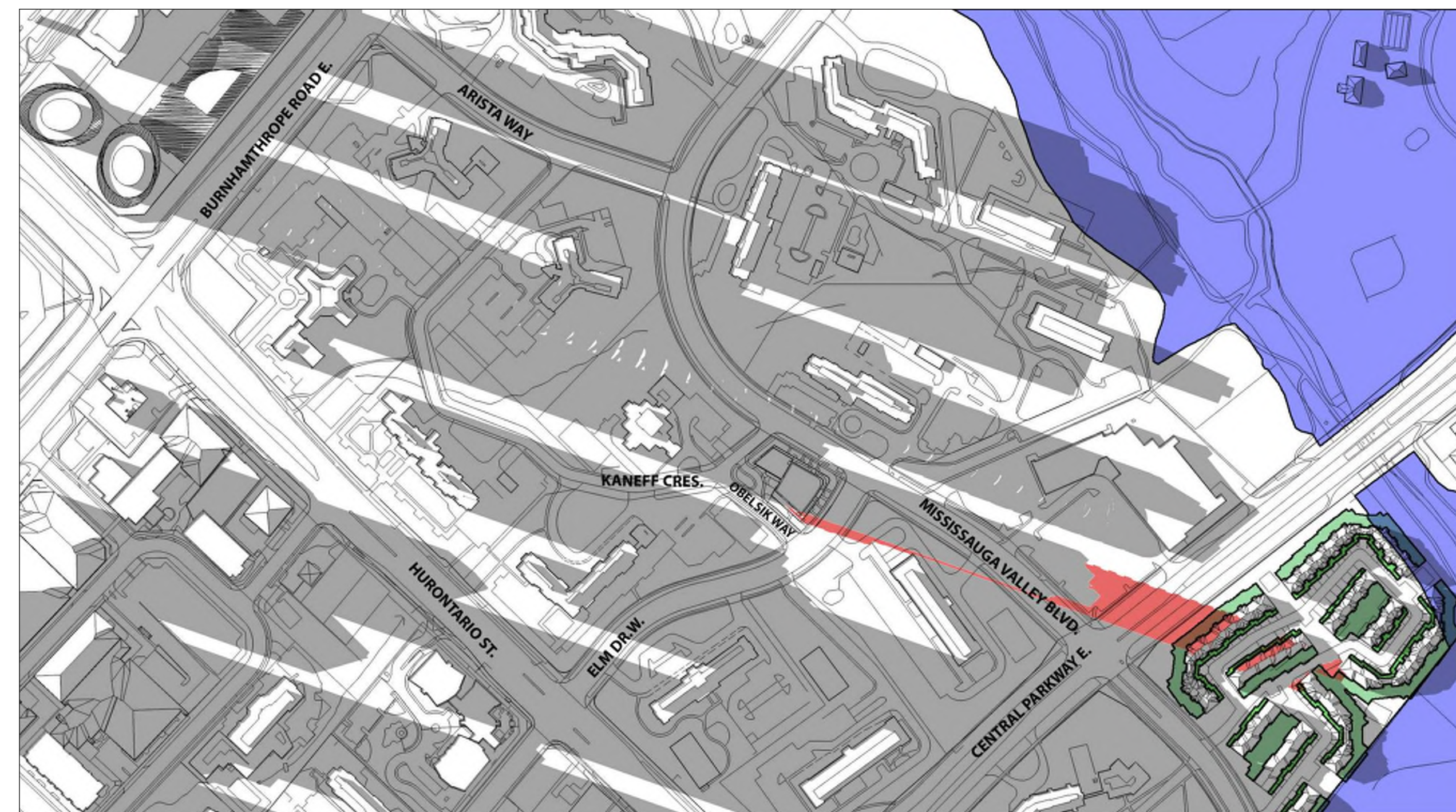
JUNE 21 - 17:20



JUNE 21 - 18:20



JUNE 21 - 19:20



JUNE 21 - 19:33

- CONTEXT SHADOW
- PROPOSED DEVELOPMENT
- 3.0m NO IMPACT ZONES
- 7.5m NO IMPACT ZONES
- PUBLIC OPEN SPACES, GREEN LANDS



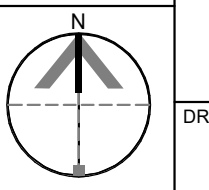
1	2020-05-22	Issued for Rezoning Submission #1	LSW
#	DATE	DESCRIPTION	BY

PROJECT
KANEFF CRESCENT
MISSISSAUGA, ON

DRAWING
SHADOW STUDIES

PROJECT NO.
16.286
PROJECT DATE
2018-04-20
DRAWN BY
MPA
CHECKED BY
RMM
SCALE
As indicated

DRAWING NO.
SPA904

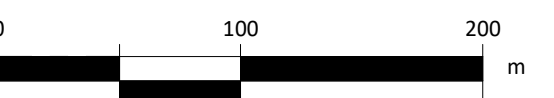


This drawing, as an instrument of service, is provided by and is the property of Turner Fleischer Architects Inc. The contractor must verify and accept responsibility for all dimensions and conditions on site and must notify Turner Fleischer Architects Inc. of any variations from the supplied information. This drawing is not to be scaled. The architect is not responsible for the accuracy of survey, structural, mechanical, electrical, etc. information shown on this drawing. Refer to the appropriate consultant drawings before proceeding with the work. Contractor must conform to all applicable codes and requirements of authorities having jurisdiction. The contractor working from drawings not specifically marked "for Contractor" must assume full responsibility and bear costs for any corrections or damages resulting from his work.



JUNE 21 - 21:03

- CONTEXT SHADOW
- PROPOSED DEVELOPMENT
- 3.0m NO IMPACT ZONES
- 7.5m NO IMPACT ZONES
- PUBLIC OPEN SPACES, GREEN LANDS



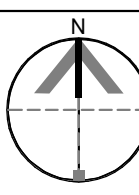
#	DATE	DESCRIPTION	BY
1	2020-05-22	Issued for Rezoning Submission #1	LSW

PROJECT
KANEFF CRESCENT
MISSISSAUGA, ON

DRAWING
SHADOW STUDIES

PROJECT NO.
16.286
PROJECT DATE
2018-04-20
DRAWN BY
MPA
CHECKED BY
RMM
SCALE
As indicated

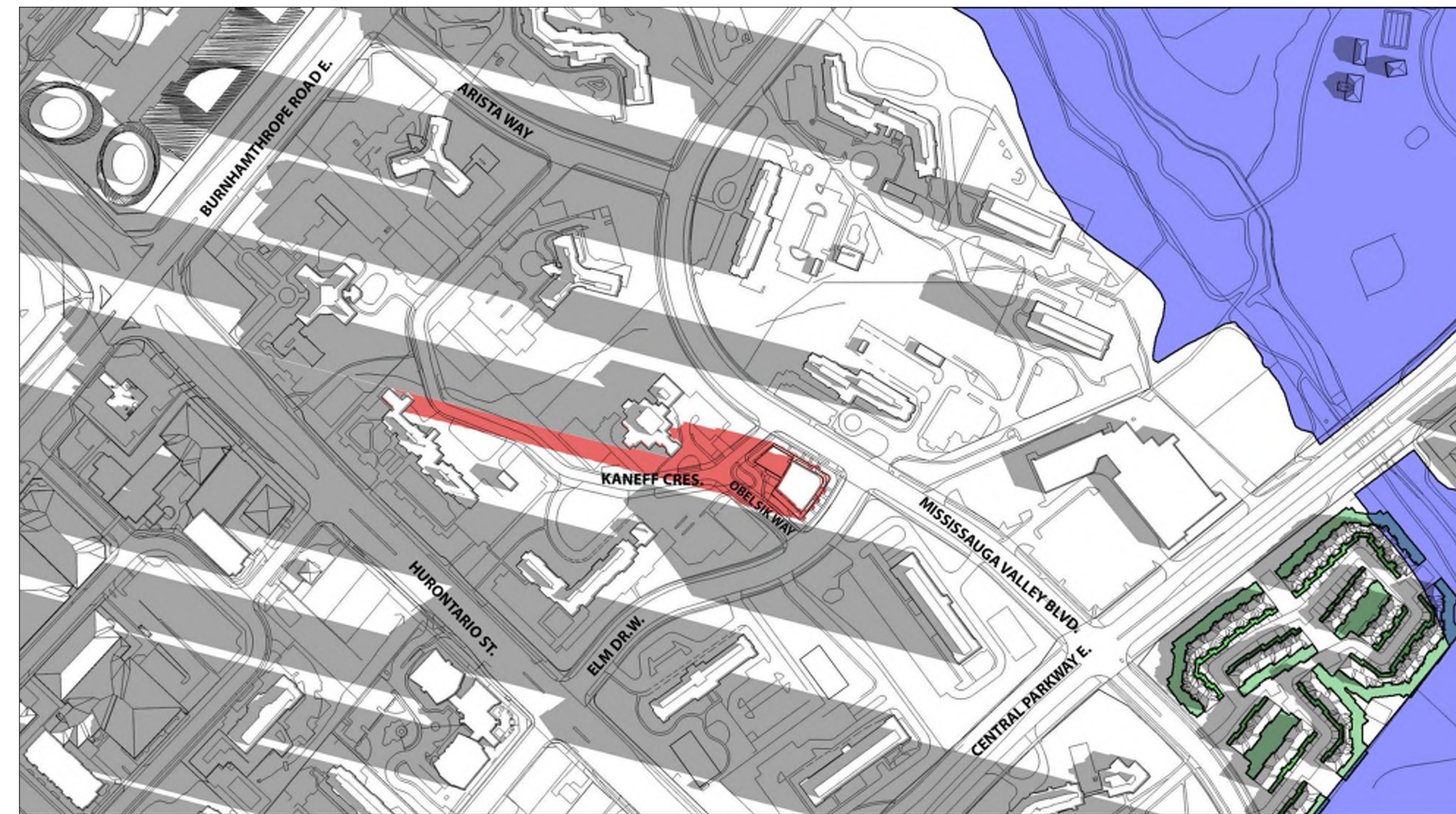
DRAWING NO.
SPA905



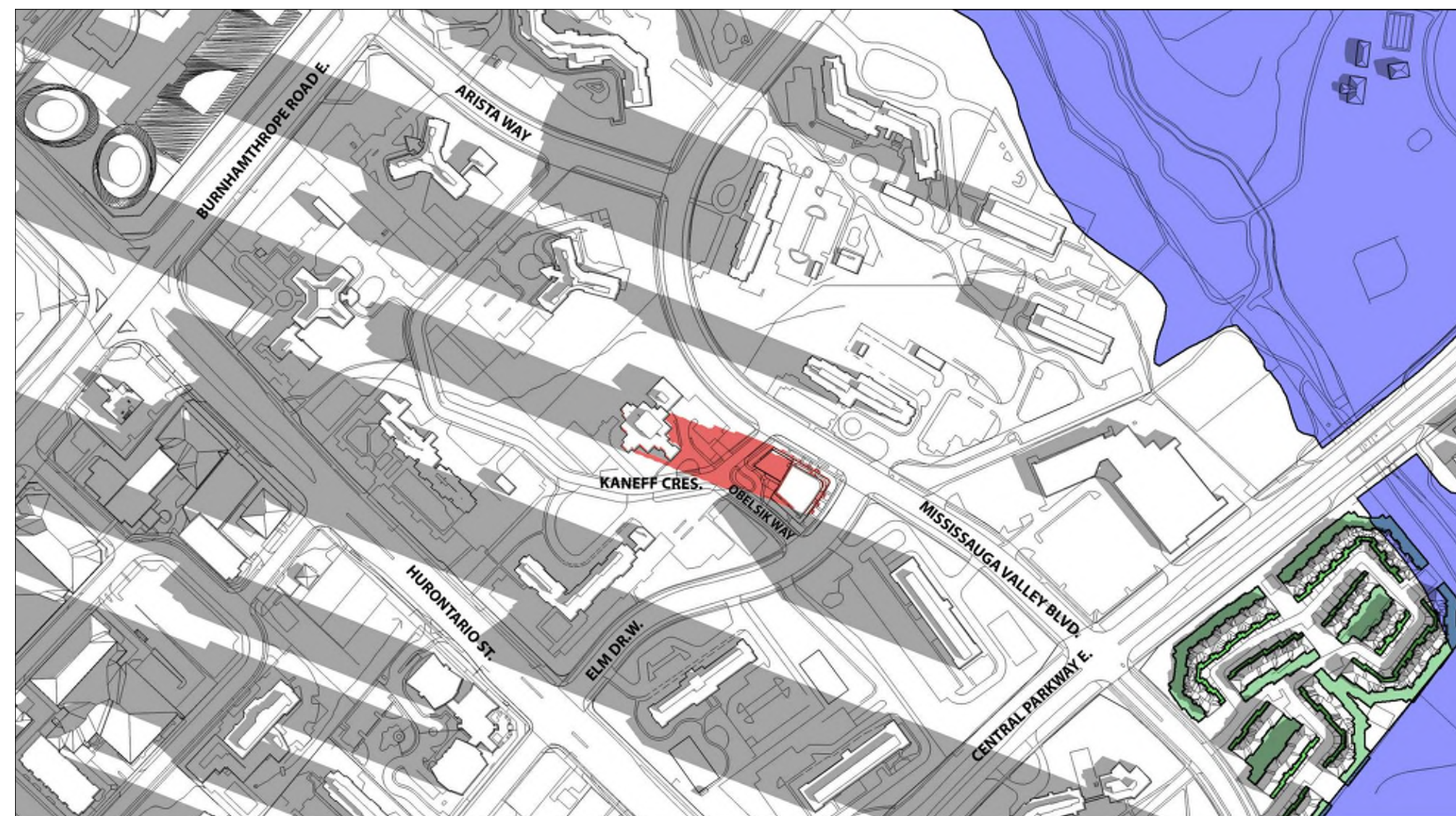
This drawing, as an instrument of service, is provided by and is the property of Turner Fleischer Architects Inc. The contractor must verify and accept responsibility for all dimensions and conditions on site and must notify Turner Fleischer Architects Inc. of any variations from the supplied information. The drawing is not to be scaled. The architect is not responsible for the accuracy of survey, structural, mechanical, electrical, etc. information shown on this drawing. Refer to the appropriate consultant drawings before proceeding with the work. Construction must conform to all applicable codes and requirements of authorities having jurisdiction. The contractor working from drawings not specifically marked "for Contractor" must assume full responsibility and bear costs for any corrections or damages resulting from his work.



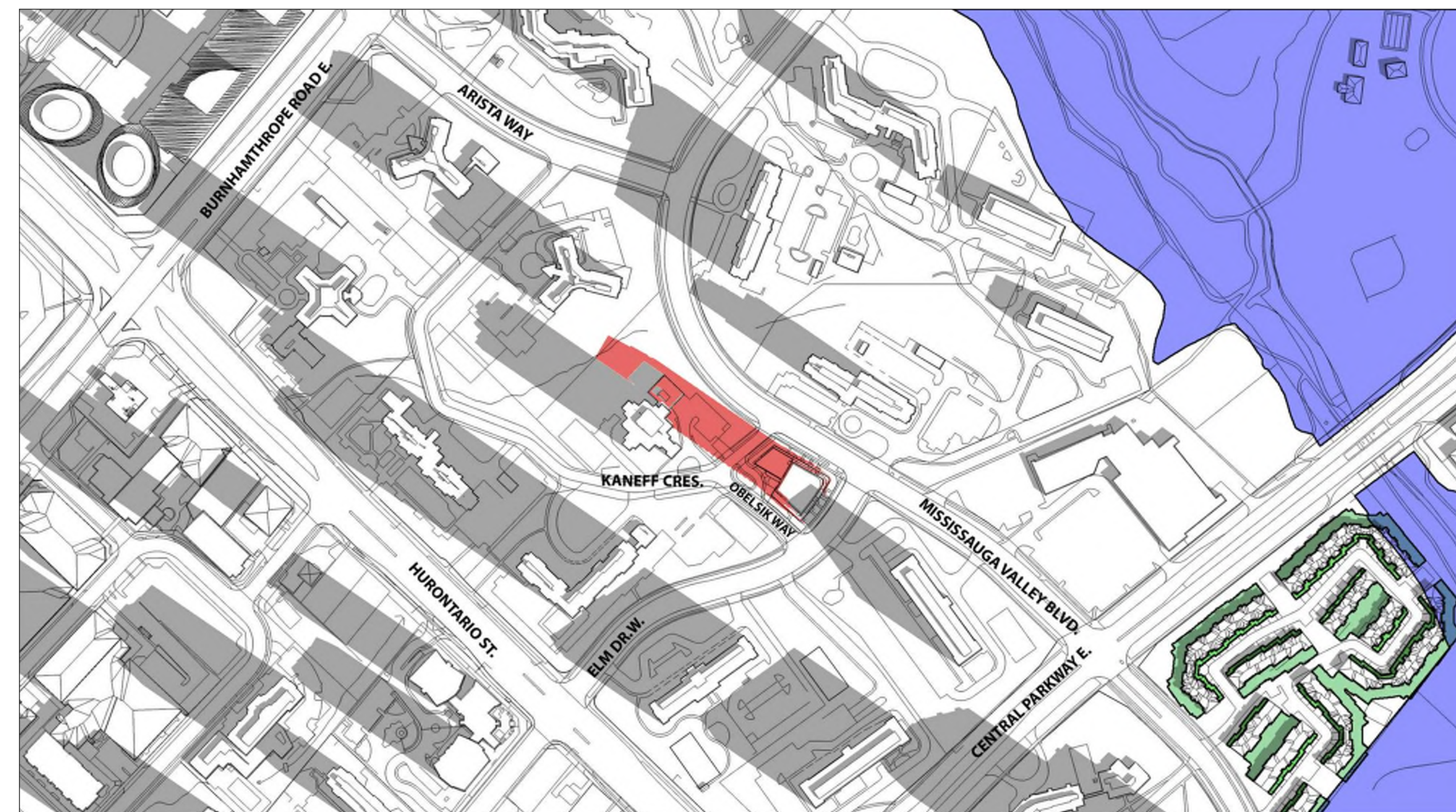
SEPTEMBER 21 - 7:05



SEPTEMBER 21 - 8:35

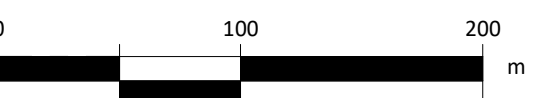


SEPTEMBER 21 - 9:12



SEPTEMBER 21 - 10:12

- CONTEXT SHADOW
- PROPOSED DEVELOPMENT
- 3.0m NO IMPACT ZONES
- 7.5m NO IMPACT ZONES
- PUBLIC OPEN SPACES, GREEN LANDS



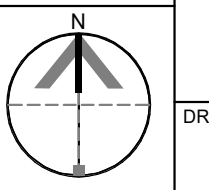
#	DATE	DESCRIPTION	BY
1	2020-05-22	Issued for Rezoning Submission #1	LSW

PROJECT
KANEFF CRESCENT
MISSISSAUGA, ON

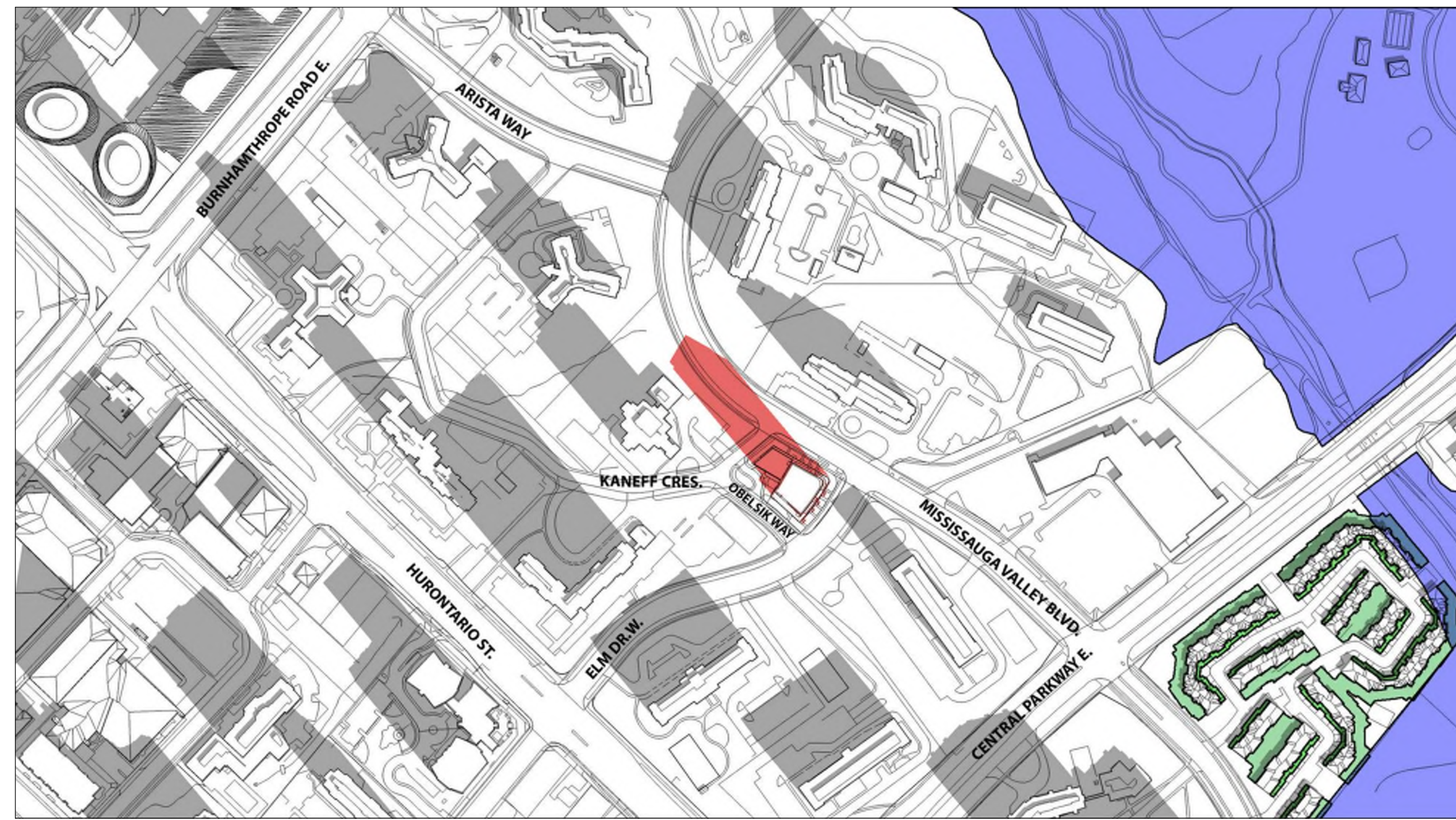
DRAWING
SHADOW STUDIES

PROJECT NO.
16.286
PROJECT DATE
2018-04-20
DRAWN BY
MPA
CHECKED BY
RMM
SCALE
As indicated

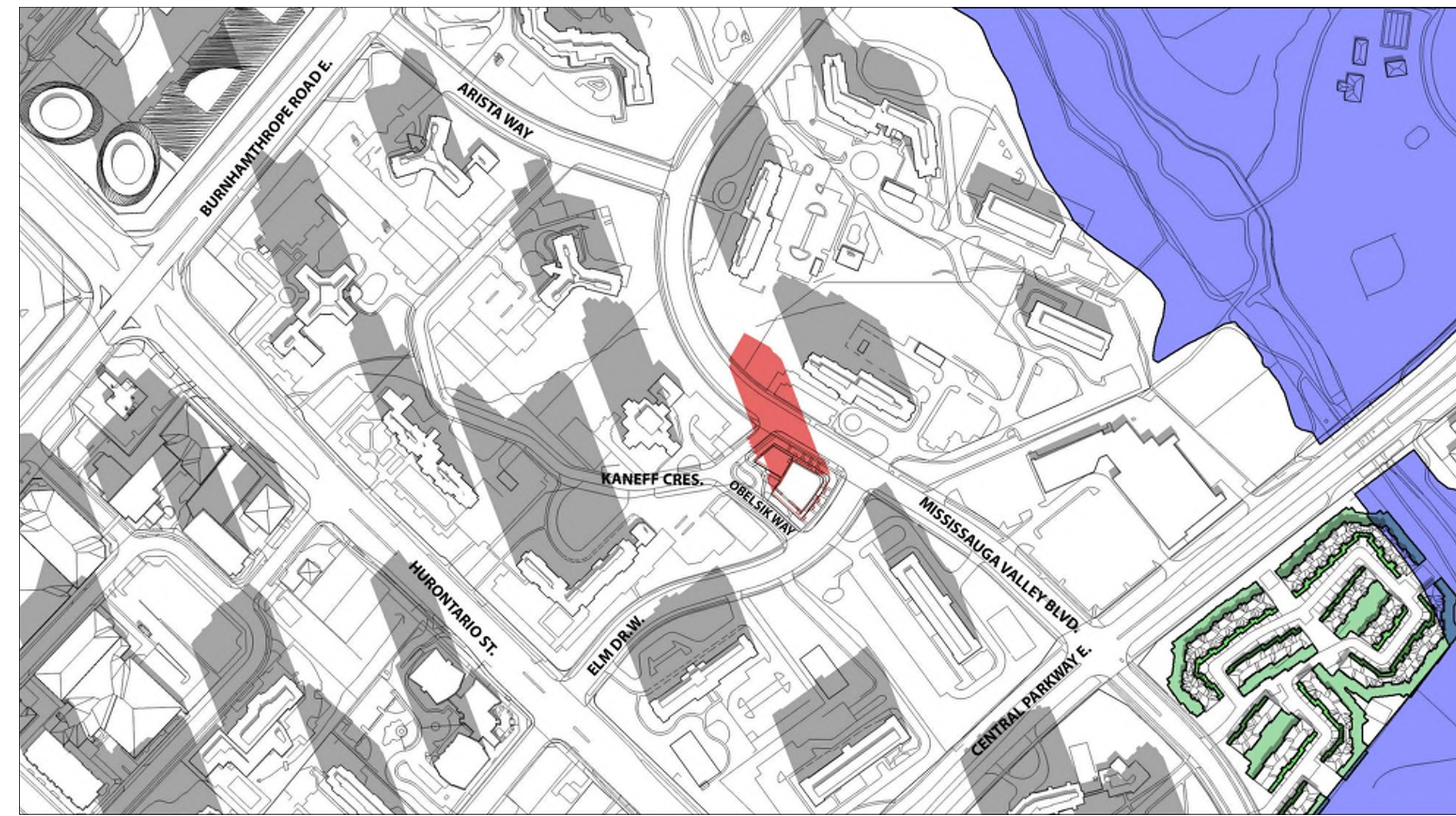
DRAWING NO.
SPA906



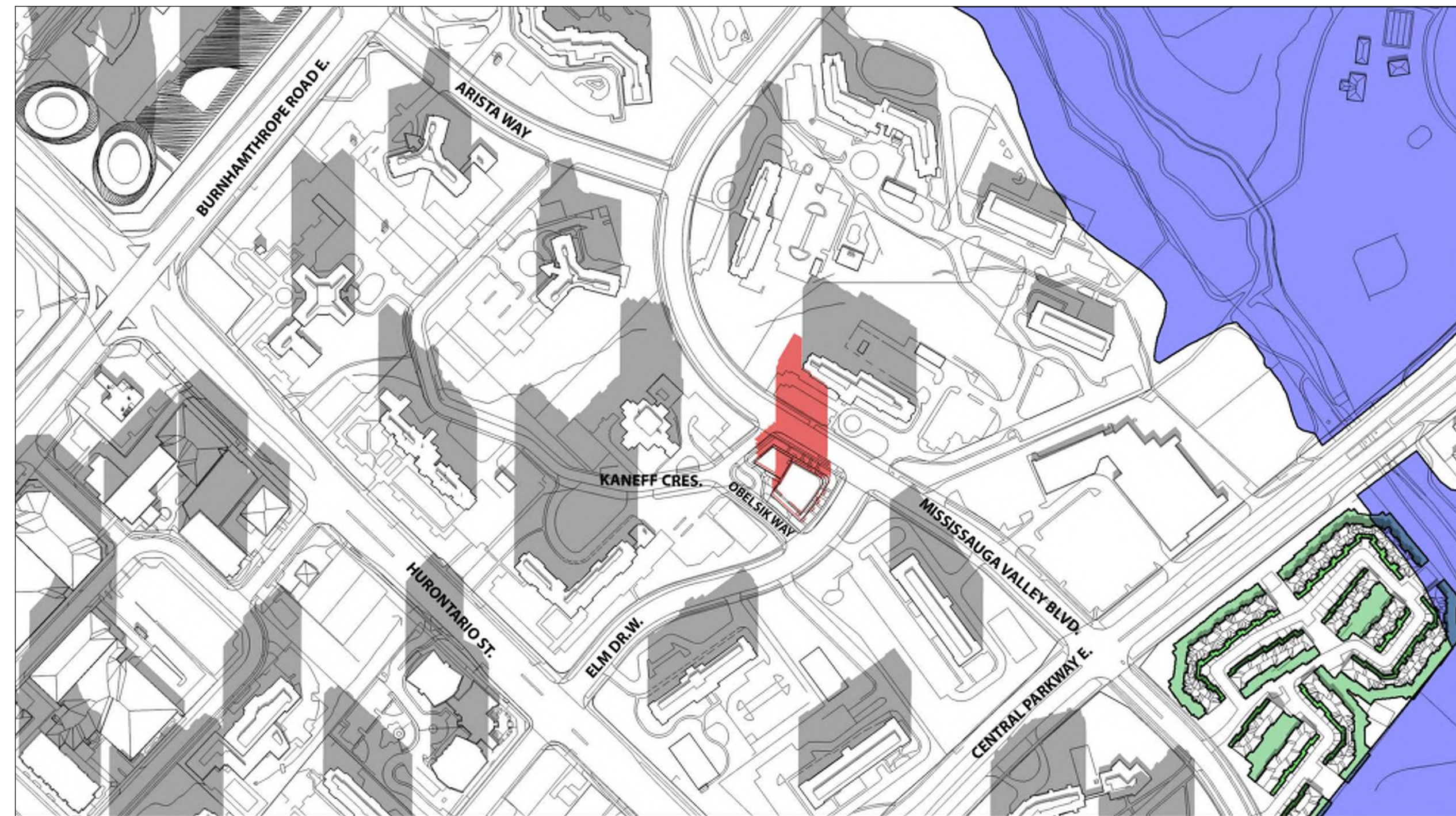
This drawing, as an instrument of service, is provided by and is the property of Turner Fleischer Architects Inc. The contractor must verify and accept responsibility for all dimensions and conditions on site and must notify Turner Fleischer Architects Inc. of any variations from the supplied information. The drawing is not to be scaled. The architect is not responsible for the accuracy of survey, structural, mechanical, electrical, etc. information shown on this drawing. Refer to the appropriate consultant drawings before proceeding with the work. Construction must conform to all applicable codes and requirements of authorities having jurisdiction. The contractor working from drawings not specifically marked "For Contractor" must assume full responsibility and bear costs for any corrections or damages resulting from his work.



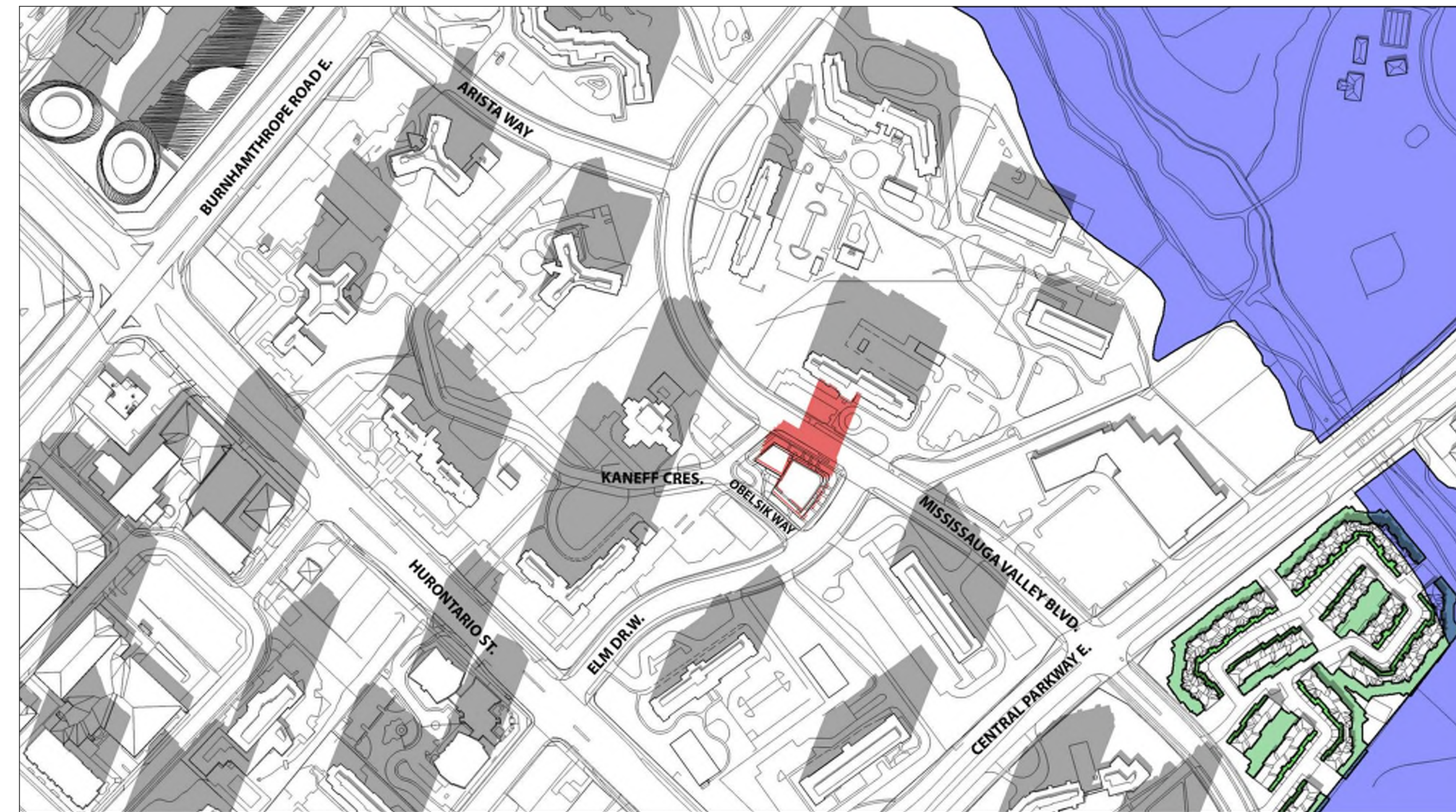
SEPTEMBER 21 - 11:12



SEPTEMBER 21 - 12:12

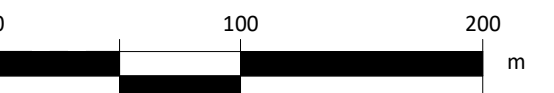


SEPTEMBER 21 - 13:12



SEPTEMBER 21 - 14:12

- CONTEXT SHADOW
- PROPOSED DEVELOPMENT
- 3.0m NO IMPACT ZONES
- 7.5m NO IMPACT ZONES
- PUBLIC OPEN SPACES, GREEN LANDS



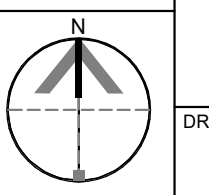
#	DATE	DESCRIPTION	BY
1	2020-05-22	Issued for Rezoning Submission #1	LSW

PROJECT
KANEFF CRESCENT
MISSISSAUGA, ON

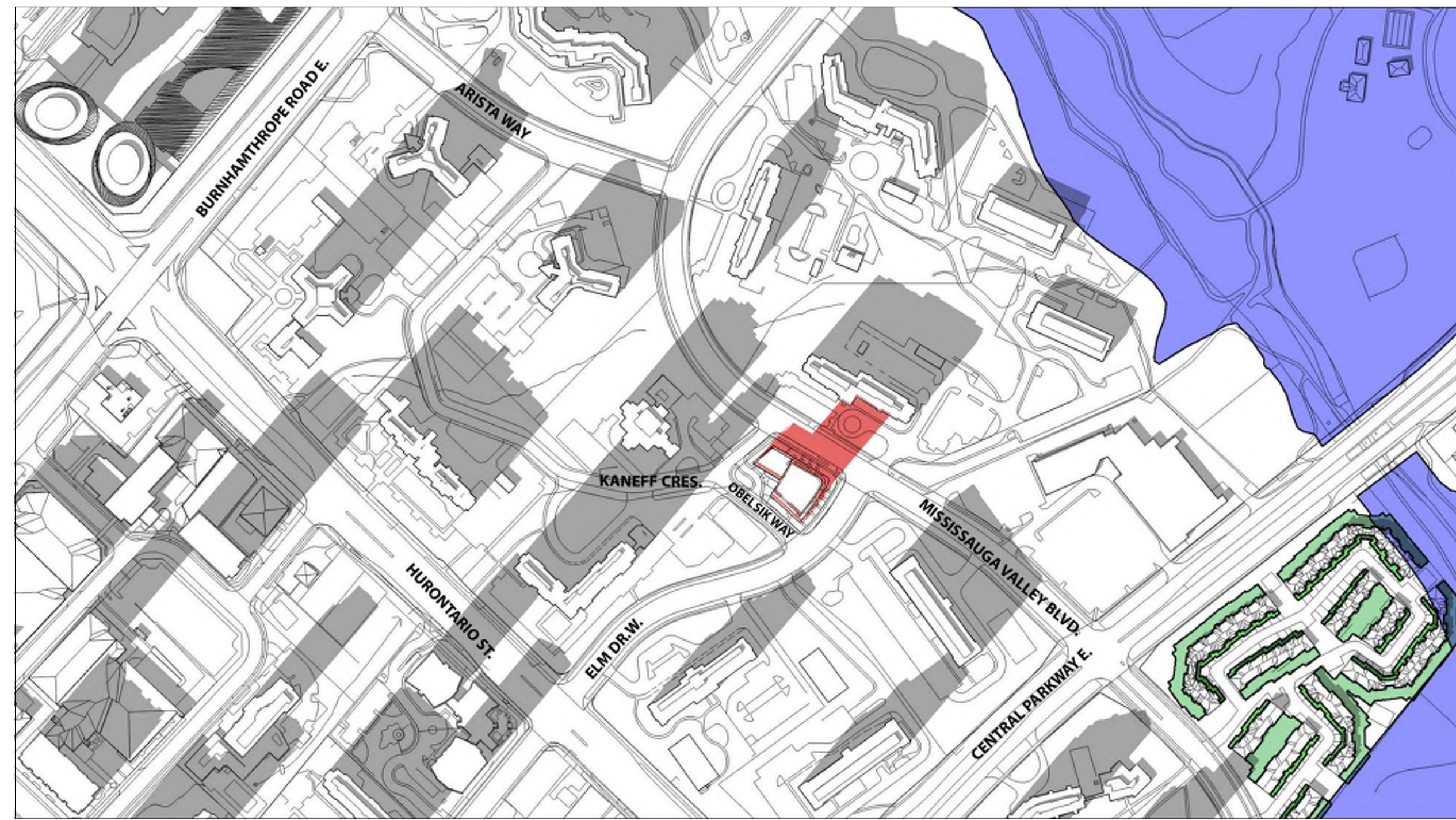
DRAWING
SHADOW STUDIES

PROJECT NO.
16.286
PROJECT DATE
2018-04-20
DRAWN BY
MPA
CHECKED BY
RMM
SCALE
As indicated

DRAWING NO.
SPA907



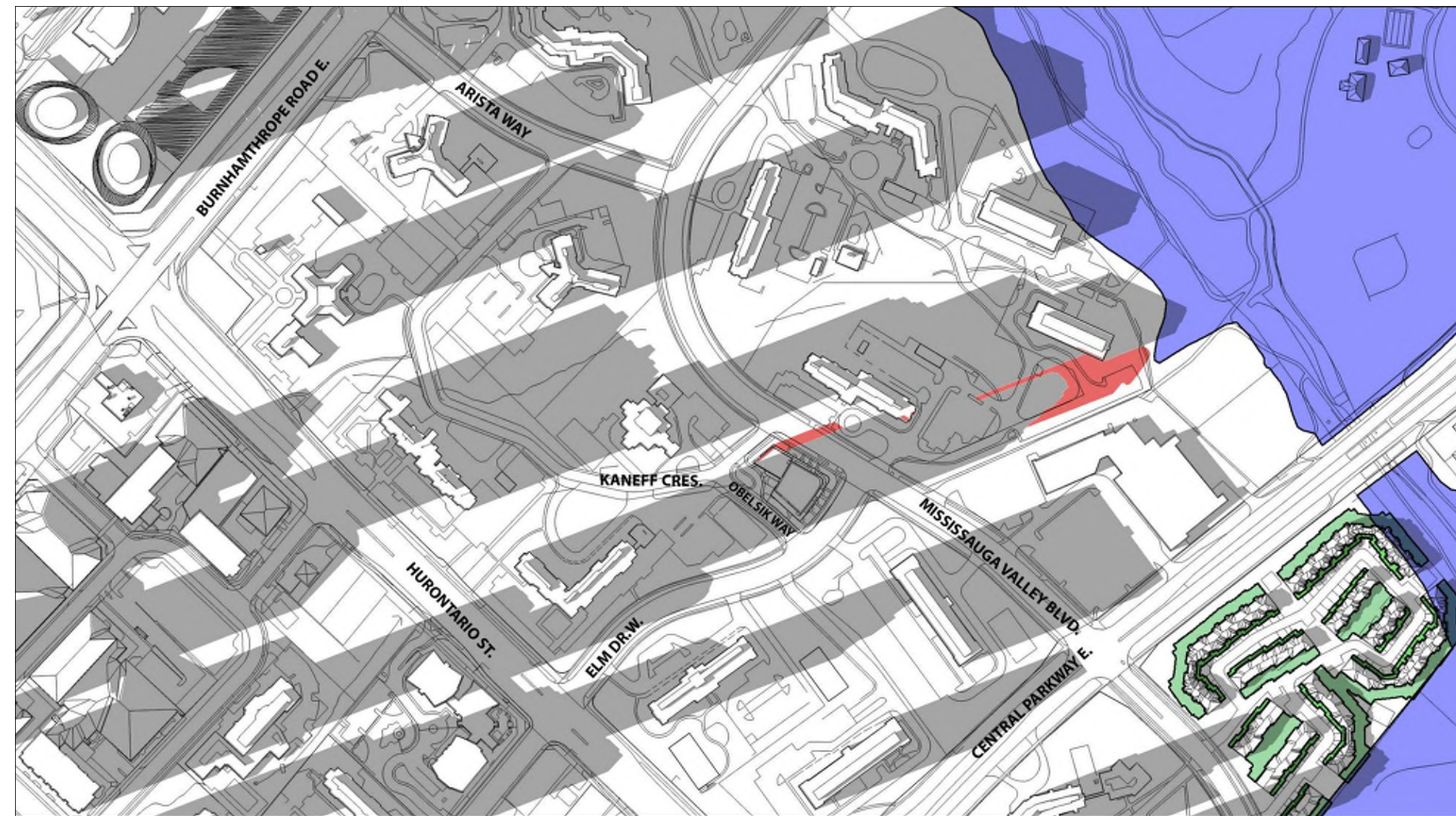
This drawing, as an instrument of service, is provided by and is the property of Turner Fleischer Architects Inc. The contractor must verify and accept responsibility for all dimensions and conditions on site and must notify Turner Fleischer Architects Inc. of any variations from the supplied information. The drawing is not to be scaled. The architect is not responsible for the accuracy of survey, structural, mechanical, electrical, etc. information shown on this drawing. Refer to the appropriate consultant drawings before proceeding with the work. Construction must conform to all applicable codes and requirements of authorities having jurisdiction. The contractor working from drawings not specifically marked "For Contractor" must assume full responsibility and bear costs for any corrections or damages resulting from his work.



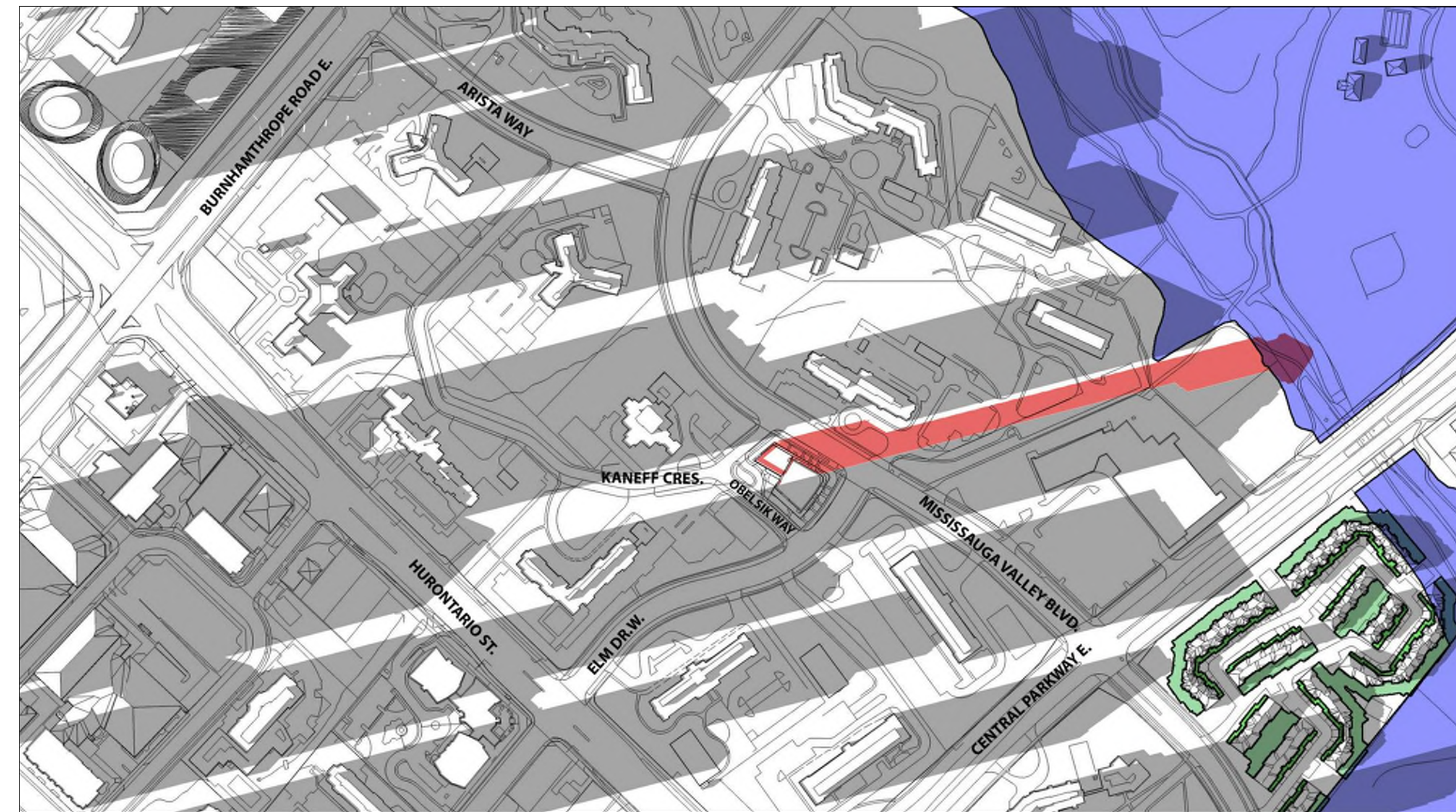
SEPTEMBER 21 - 15:12



SEPTEMBER 21 - 16:12

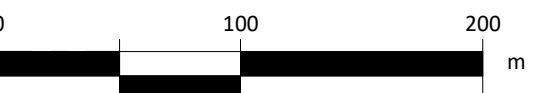


SEPTEMBER 21 - 17:12



SEPTEMBER 21 - 17:48

- CONTEXT SHADOW
- PROPOSED DEVELOPMENT
- 3.0m NO IMPACT ZONES
- 7.5m NO IMPACT ZONES
- PUBLIC OPEN SPACES, GREEN LANDS



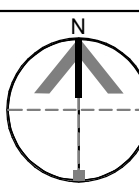
1	2020-05-22	Issued for Rezoning Submission #1	LSW
#	DATE	DESCRIPTION	BY

PROJECT
KANEFF CRESCENT
MISSISSAUGA, ON

DRAWING
SHADOW STUDIES

PROJECT NO.
16.286
PROJECT DATE
2018-04-20
DRAWN BY
MPA
CHECKED BY
RMM
SCALE
As indicated

DRAWING NO.
SPA908

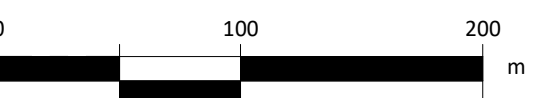


This drawing, as an instrument of service, is provided by and is the property of Turner Fleischer Architects Inc. The contractor must verify and accept responsibility for all dimensions and conditions on site and must notify Turner Fleischer Architects Inc. of any variations from the supplied information. The drawing is not to be scaled. The architect is not responsible for the accuracy of survey, structural, mechanical, electrical, etc. information shown on this drawing. Refer to the appropriate consultant drawings before proceeding with the work. Contractor must conform to all applicable codes and requirements of authorities having jurisdiction. The contractor working from drawings not specifically marked "for Contractor" must assume full responsibility and bear costs for any corrections or damages resulting from his work.



SEPTEMBER 21 - 19:18

- CONTEXT SHADOW
- PROPOSED DEVELOPMENT
- 3.0m NO IMPACT ZONES
- 7.5m NO IMPACT ZONES
- PUBLIC OPEN SPACES, GREEN LANDS



#	DATE	DESCRIPTION	BY
1	2020-05-22	Issued for Rezoning Submission #1	LSW

PROJECT
KANOFF CRESCENT
 MISSISSAUGA, ON

DRAWING
SHADOW STUDIES

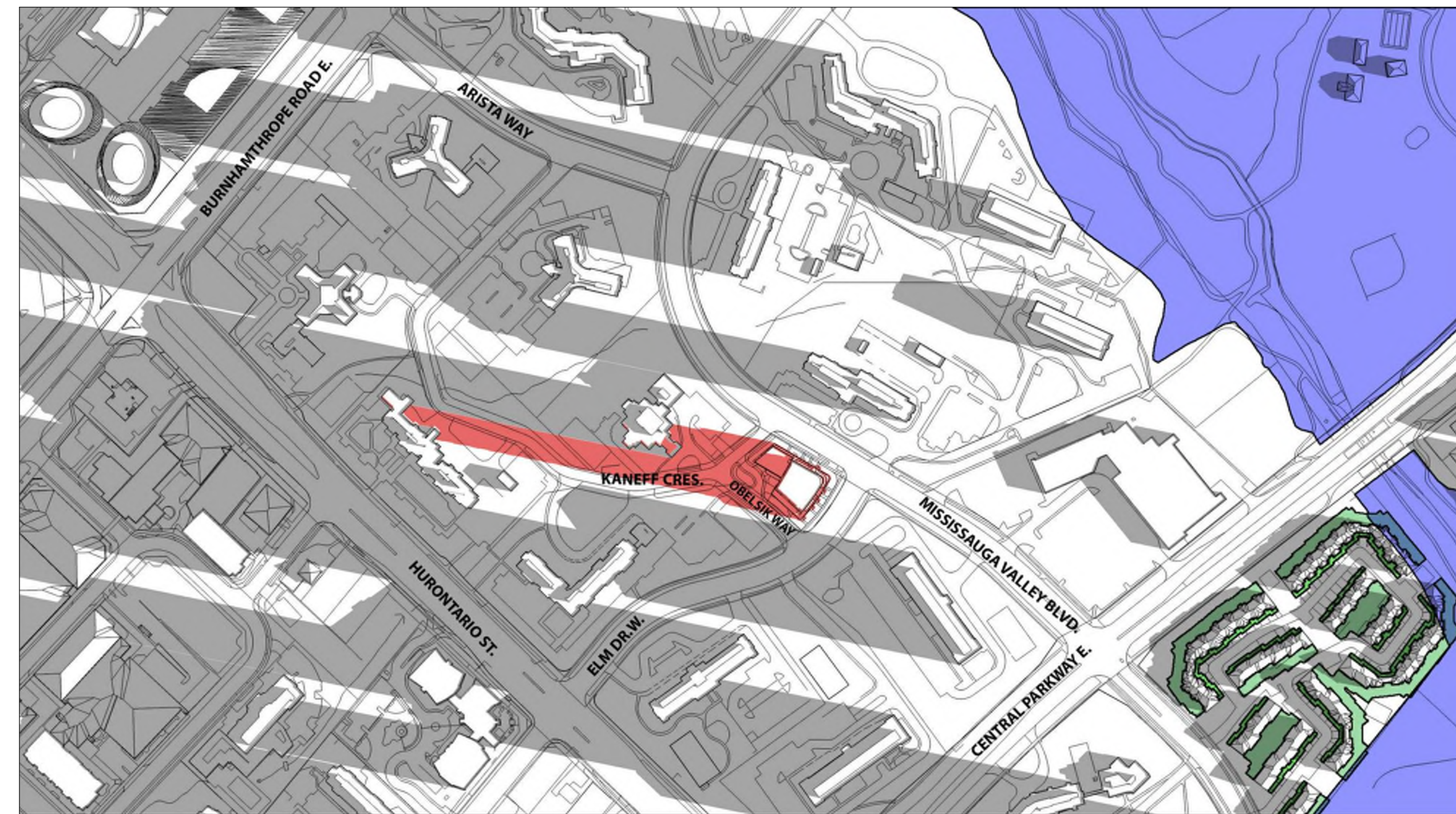
PROJECT NO.
16.286
 PROJECT DATE
2018-04-20
 DRAWN BY
MPA
 CHECKED BY
RMM
 SCALE
As indicated

DRAWING NO.
SPA909

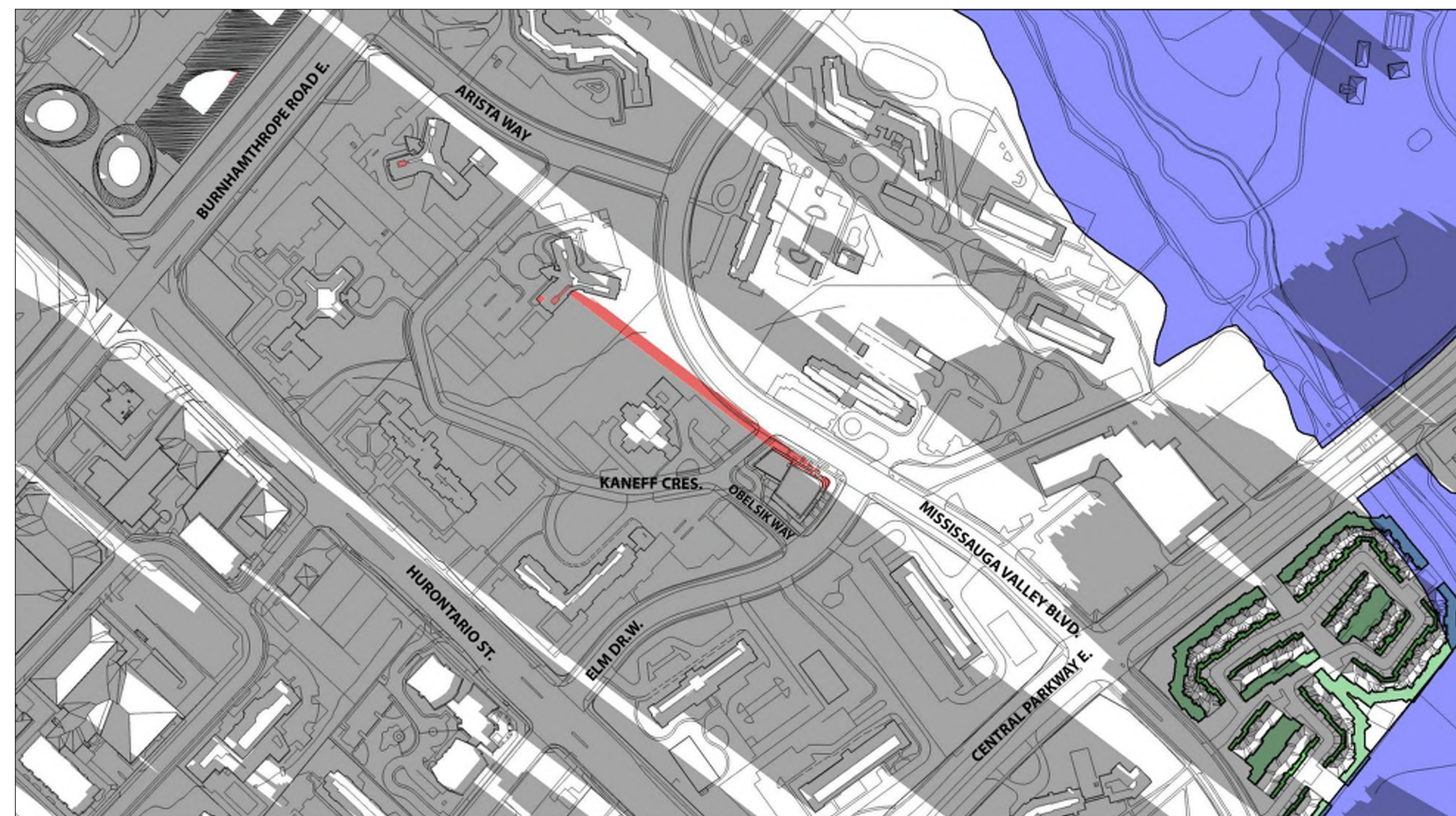
This drawing, as an instrument of service, is provided by and is the property of Turner Fleischer Architects Inc. The contractor must verify and accept responsibility for all dimensions and conditions on site and must notify Turner Fleischer Architects Inc. of any variations from the supplied information. The drawing is not to be scaled. The architect is not responsible for the accuracy of survey, structural, mechanical, electrical, etc. information shown on this drawing. Refer to the appropriate consultant drawings before proceeding with the work. Contractor must conform to all applicable codes and requirements of authorities having jurisdiction. The contractor working from drawings not specifically marked "For Contractor" must assume full responsibility and bear costs for any corrections or damages resulting from his work.



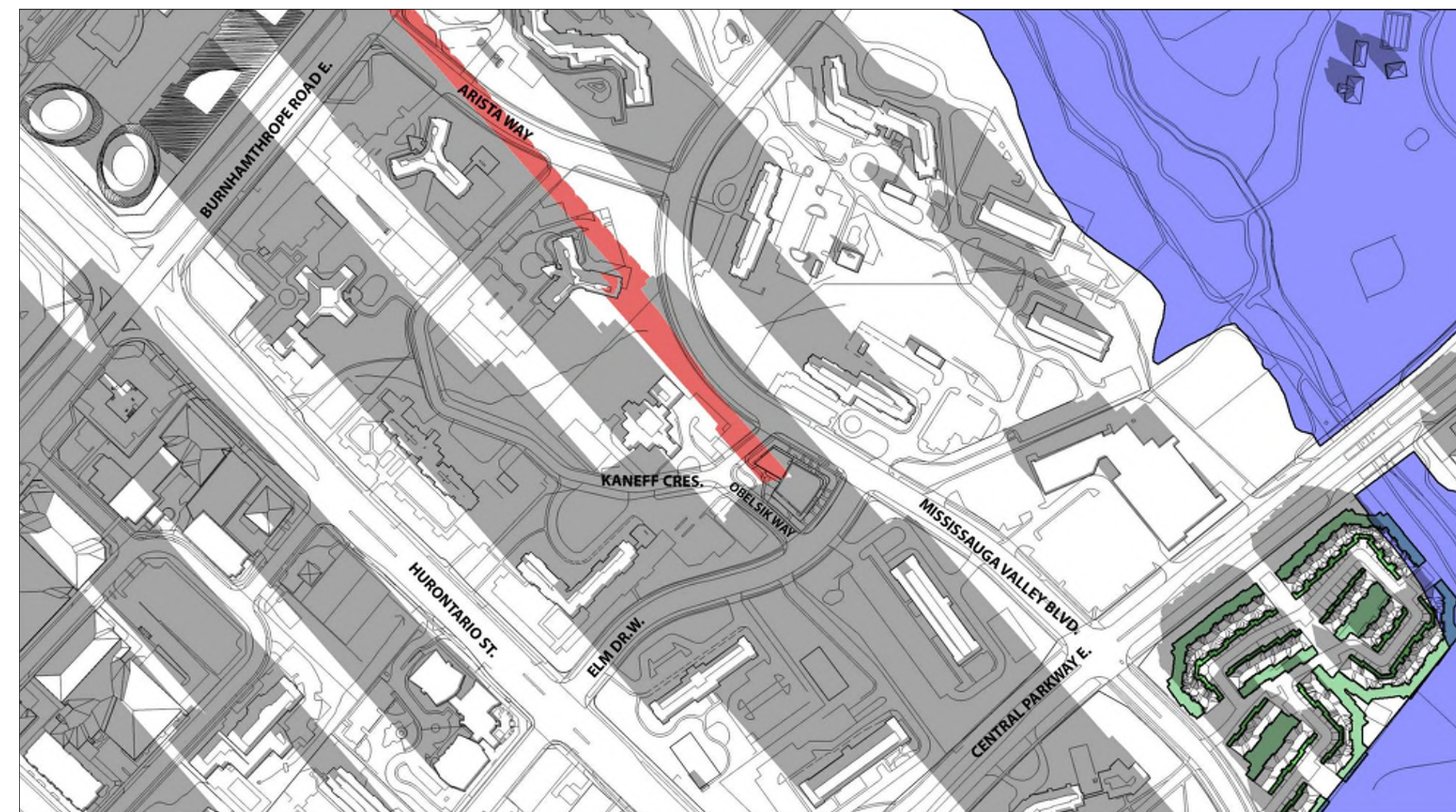
DECEMBER 21 - 7:49



DECEMBER 21 - 9:19

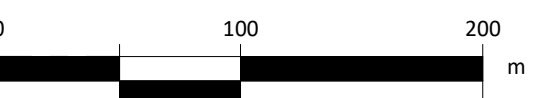


DECEMBER 21 - 10:17



DECEMBER 21 - 11:17

- CONTEXT SHADOW
- PROPOSED DEVELOPMENT
- 3.0m NO IMPACT ZONES
- 7.5m NO IMPACT ZONES
- PUBLIC OPEN SPACES, GREEN LANDS



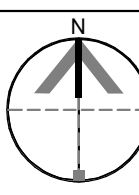
#	DATE	DESCRIPTION	BY
1	2020-05-22	Issued for Rezoning Submission #1	LSW

PROJECT
KANEFF CRESCENT
MISSISSAUGA, ON

DRAWING
SHADOW STUDIES

PROJECT NO.
16.286
PROJECT DATE
2018-04-20
DRAWN BY
MPA
CHECKED BY
RMM
SCALE
As indicated

DRAWING NO.
SPA910



This drawing, as an instrument of service, is provided by and is the property of Turner Fleischer Architects Inc. The contractor must verify and accept responsibility for all dimensions and conditions on site and must notify Turner Fleischer Architects Inc. of any variations from the supplied information. The drawing is not to be scaled. The architect is not responsible for the accuracy of survey, structural, mechanical, electrical, etc. information shown on this drawing. Refer to the appropriate consultant drawings before proceeding with the work. Construction must conform to all applicable codes and requirements of authorities having jurisdiction. The contractor working from drawings not specifically marked "for Contractor" must assume full responsibility and bear costs for any corrections or damages resulting from his work.



DECEMBER 21 - 12:17



DECEMBER 21 - 13:17

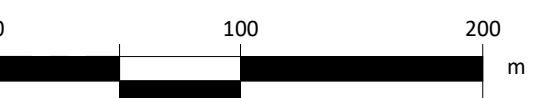


DECEMBER 21 - 14:17



DECEMBER 21 - 15:15

- CONTEXT SHADOW
- PROPOSED DEVELOPMENT
- 3.0m NO IMPACT ZONES
- 7.5m NO IMPACT ZONES
- PUBLIC OPEN SPACES, GREEN LANDS



1	2020-05-22	Issued for Rezoning Submission #1	LSW
#	DATE	DESCRIPTION	BY

PROJECT
KANEFF CRESCENT
MISSISSAUGA, ON

DRAWING
SHADOW STUDIES

PROJECT NO.
16.286
PROJECT DATE
2018-04-20
DRAWN BY
MPA
CHECKED BY
RMM
SCALE
As indicated

DRAWING NO.
SPA911

